



ANNUAL REPORT

2012-13

RMSA

**RASHTRIYA MADHYAMIK SHIKSHA ABHIYAN,
STATE PROJECT DIRECTORATE, DPI CAMPUS,
COLLEGE ROAD, CHENNAI – 600 006
TAMIL NADU**

CONTENT

Sl. No.	Particulars	Page No.
1.	Certificate of Registration of Societies	5
2.	Foreword	2
Chapter - 1		
3.	Introduction	4
4.	Geophysical features and Administrative divisions	6
5.	Population - Demographic profile at a glance	7
6.	Growth Rate - Proportion of population - Sex Ratio -Literacy Rate	8
7.	Figures at a Glance - Tamil Nadu - Number of Districts / CD Blocks, Urban Agglomerations, Revenue Villages, Habitations / Hamlets	9
8.	Economy on over view	10
9.	Snapshots of key indicators, Tamil Nadu 2011	11
10.	Human Development Index and Education Development Index	11
11.	Economic Prosperity	12
Chapter - 2		
12.	Secondary Education: At a Glance	12
13.	Enrolment (Secondary level)	14
14.	Drop-out Rate (Secondary level) Transition Rate: (Class VIII to IX) Education Indicators	14
Chapter - 3		
15.	Rashtriya Madhyamik Shiksha AbhiyanVision - Objectives - Target Group	16
16.	Financial Pattern - Approach and Strategy	16
17.	Access - Quality -Equity	17
18.	Institutional Reforms & Strengthening of Resource Institutions	17

Sl. No.	Particulars	Page No.
19.	Pre Project Activities	17
20.	Major Interventions – Human resources – Other	18
21.	Progress of Implementation of RMSA in the State of TAMIL NADU	20
22.	Status of Non-recurring Implementation& Progress	20
23.	The Status of Teachers Sanctioned and Recruited against New Schools during the Period is Indicated as under	21
24.	Status of Implementation & Progress of Key Recurring Components	21
25.	Other Major Activities during the Year-2012-13	22
26.	Observation on the Implementation&Progress of Non-recurring and Recurring components	22
27.	Annual Report 2012-13	23

Certificate of Registration of Societies



Form No. II

(See Rule 8 Of the TamilNadu Societies Registration Rules, 1978)

CERTIFICATE OF REGISTRATION UNDER SECTION 10 OF THE TAMIL NADU

ACT, 1975 (TAMIL NADU ACT 27 OF 1975)

CERTIFICATE OF REGISTRATION OF SOCIETIES

Sl. No. : 263 / 2009


I hereby Certify that

**TAMIL NADU STATE MISSION OF RASHTRIYA MADHYAMIK SHIKSHA
ABHIYAN**

has this day been Registered Under The Tamil Nadu Societies Registration Act, 1975
(Tamil Nadu Act 27 of 1975).

Given under my hand at **CHENNAI CENTRAL**

this 6 th day of October 2009




Signature of the Registrar

Foreword

Tamil Nadu School Education Society, is bringing out its Annual Report of Rashtriya Madhyamik Shiksha Abhiyan for the year 2012-13

Rashtriya Madhyamik Shiksha Abhiyan is being implemented in the State for the secondary level classes IX & X w.e.f. the academic year 2009-10 through the existing Tamil Nadu School Education Society and administrative set up of Sarva Shiksha Abhiyan as per the guidelines issued by the Govt. of India. The project will be implemented on 75:25 sharing pattern of Centre and State respectively in the eleventh five year plan 2007-12 and 50 : 50 sharing pattern from the twelfth five year plan 2012-17.

In order to meet the challenge of Universalisation of Secondary Education (USE), guiding principles are; Universal Access, Equality and Social Justice, Relevance and Development and Curricular and Structural Aspects. Universalisation of Secondary Education gives opportunity, to move towards equity.

The Programme aims at Universalisation of Secondary Education by 2017 and Universalisation of Retention by 2020. The vision for Secondary education is to make good quality education available, accessible and affordable.

Towards improving quality in secondary education:

Model Schools:

1. The proposal has been sent to the Government regarding set up 26 Model Schools and creating 17 teaching post and 7 non teaching post in each of the Model Schools in Tamil Nadu
2. The State Government issued another G.O. 1(D) (Ms) No. 173, dt.04.06.2012 to Construct 26 Model Schools with the Tamil Nadu Police Housing Corporation.
3. On 17.11.2011 Project Approval Board for Recurring Grant for 18 Model Schools and sanctioned 12.11 Crores.

Girls Hostels

1. The Government of India have launched a new centrally sponsored scheme called scheme for “construction and running of Girls Hostels” for students of Secondary and Higher Secondary schools.
2. The main objective is to bring girl children to school and to retain them with boarding and lodging facilities in Educationally Backward Blocks
3. The beneficiaries will be girl children of 14-18 age group in standards IX-XII class.
4. 44 Girls Hostels will be established in 44 EBBs of Tamil Nadu. Out of which 34 hostels in plain area and 10 in hilly area will be established.
5. The Expenditure on this project will be shared between the Central and State Government in the ratio of 90:10.
6. Each hostel is allotted with a non-recurring grant of Rs. 42.50 lakh and recurring grant of Rs. 14.27 lakh.

To bridge the residual gaps in the equal distribution of education facilities for secondary students, school mapping exercises is being carried out by the SPO with active involvement of the school education department. The state prepared the model perspective plan framework with the assistance from DFID and drafted the detailed perspective plan and Annual Work plan and Budget for the year 2012-13.

As per RMSA framework guidelines, three-tier monitoring committees were formed and made functional in all school heads. To further strengthen this programme of Universalisation of Secondary Education in the State, district level and educational district level office structure was formed and all the necessary planning processes were duly carried out for implementation of the gross roots level. SCHOOL IMPROVMENT PLAN, COHORT, TIME OF TASK, ACHIEVEMENT TEST are the important tasks carried out for assessing the needs for the plan. All the teachers at the secondary level were given State level training.

The annual report of Rashtriya Madhyamik Shiksha Abhiyan as prepared by the TNSES highlights the achievements of RMSA during the year 2012-13 while at the same time bringing areas of concern also so that these could be remedied during the subsequent years.

D. SABITHA, IAS

Principal Secretary (Education)

-Cum- Chairman TNSES, Chennai, Tamil Nadu.

Chapter 1

TAMILNADU PROFILE

INTRODUCTION

The dramatic growth in the enrolment in Elementary Education and improvements in retention and transition rates in Tamil Nadu over the past ten years, particularly among more disadvantaged groups, are increasing pressure on the secondary level to absorb new entrants. Given ongoing central and state investments in Sarva Shiksha Abhiyan (Education for All), this trend will continue for the next 10 years.

At the same time, Tamil Nadu's impressive, sustained economic growth has increased household and labour market demand for Secondary Education. Secondary Education's contribution to economic growth, demonstrated high social benefits (Particularly for girls), and support of democratic citizenship reinforce the need for increased public support at this level, particularly in light of the very large inequalities in access to Secondary Education, by income, gender, social group and geography. The challenge is to improve access, equity and quality of Secondary Education simultaneously.

- The Primary justification for investment in Secondary Education lies in its contribution to economic growth and poverty reduction.
- Secondly, the positive externalities of Secondary Education on health, gender equality, and living condition are even stronger than that of Primary Education.
- Thirdly, public policy has an important role to play in ensuring learning opportunities for all students irrespective of their home backgrounds, with the use of public funding to alter the distribution of the costs and benefits of Secondary Education.
- Fourthly, Public investment can overcome education market failures and household misperceptions of the value of Secondary Education, Particularly among the poor.
- Fifthly, Secondary education makes an important contribution to democratic citizenship and social cohesion.
- Sixthly, there can be no major expansion (or) improvement of higher education in India without first improving and expanding the Secondary level.

Finally, India's Gross Enrollment Rate (GER) of 52% at the Secondary level is less than the GER of its global competitors in East Asia (Average 70%) and Latin

America (average 82%). India is underperforming at the Secondary level but given its current (and projected) GDP per capita, She has scope for significant improvement in providing access to Quality Secondary Education. However, India needs to increase public investment in Secondary Education to remain globally competitive. Based on the “CABE” guidelines, the Tamil Nadu School Education Department defined the following road map of reforms for Universalisation Secondary Education.

Tamil Nadu envisages providing Universal Elementary and Secondary Education for all school-age children. The Government of Tamil Nadu, with a record allotment of Rs. 14,552.82 crore, the highest allocation for any Department, in its Budget 2012-13 ensured this noble vision. In the “Vision Tamil Nadu 2023”, the Hon’ble Chief Minister has stated, **“Tamil Nadu will provide the best infrastructure services in India in terms of Universal Access to Education”**. A Roadmap is on the anvil to make Tamil Nadu the Numero-Uno State in the country by providing,

1. Access to schools,
2. Qualified Teachers,
3. Quality Education, and
4. Adequate Infrastructure

The Department of School Education, with 7 Directorates, 2 Societies [SSA & RMSA] formed exclusively for the promotion of Elementary and Secondary Education, Teacher Recruitment Board and Tamil Nadu Text Book Corporation have been striving hard to achieve the goals of Universalisation of Elementary Education.

Further, to ensure the Vision, the State has enhanced the budgetary provision for School Education in 2012-13 to Rs.14552.82 Crore, which is 9.15% higher than that of 2011-12. (Rs. 13333.66 Crore)

The real growth of the State is reflected only through the well-being of the people. The traditional indicator of economy, GSDP, does not reveal the actual condition of human well-being. Any indicator reflecting the development not only illustrates the present situation but also creates an environment to frame future policies. Thus, the concept of human development focuses on the people who form the society and human development must be the major objective of planning.

The Vision for Tamil Nadu for 2023 is to become the India’s most prosperous and progressive State with no poverty, and where its people enjoy all the basic service

of a modern society, and live in harmonious engagement with the environment and with the rest of the world.

1.1 Geophysical features and Administrative divisions

Tamil Nadu, the Southern-most State of India, nestles in the Indian Peninsula between the Bay of Bengal in the East, the Indian Ocean in the South and the Western Ghats and the Arabian Sea on the West. In the North and West, the State adjoins Karnataka, Andhra Pradesh and Kerala.

Tamil Nadu shows rich variety and diversity in its geography and climate with coastal plains co-existing with tropical rain forests, river valleys and hill stations. The Eastern extremity of the State is Point Clamer situated 80°20'E Longitude while the Western tip is the Mudumalai Sanctuary at 71°15'E Longitude. The Northern and Southern extremities are defined by Pulicat Lake (13°35'N Latitude) and Cape Comorin in Kanyakumari (8°5'N Latitude).

Traditionally, the State has been divided in to five physiographic divisions Viz. Kurniji (Mountain Area), Mullai (forest), Palai (Arid Zone), Marudham (Fertile Region) and Neidhal (Coastal Area). Apart from the Western Ghats that separate Tamil Nadu from Kerala, the State has another Mountain chain, the Eastern Ghats that comprise mainly low rocky fills.

The main river is the 760 km long Cauvery, which flows along the entire breadth of Tamil Nadu. Other Major rivers are the Palar, the Pennar, the Vaigai and the Tamiraparani.

Administrative Divisions

In Tamil Nadu, there are 32 districts, 215-sub districts, 1097 towns and 15,979 villages as per the census 2011. The corresponding figures of census 2001 were 30 districts, 201 sub districts, 832 towns and 16,317 villages. There is an increase of 2 districts, 14 sub districts, and 265 Towns (All census Towns). In respect of villages, the number has come down from 16317 to 15979. Of 16,317 revenue villages, 295 revenue villages fall under the newly categorized 217 census towns, 96 villages were accommodated in 67 revenue villages (which includes 6 declassified CT) 14 villages are identified as out-growths in 2011 census (16317-295-96-14+67=15979).

Population

The total population of Tamilnadu is 7, 21, 38,958 as per (Provisional) 2011 census. Of this, rural population stands at 37.19 million and the urban population 34.95 million. In absolute numbers, the rural population has increased by 2.27 million and the urban population increased by 7.47 million in the last decade.

Villupuram District has the largest rural population of 2.95 million (7.94 % of the State rural population) where as Chennai has the highest urban population of 4.68 million (13.39% of the States urban population).

Demographic profile at a glance

	Gender	India	Tamil Nadu
Population (in Crore)	All	102.70	6.24
	Male	53.13	3.14
	Female	49.57	3.10
SC Population (in Crore)	All	16.66	1.19
ST Population (in Crore)	All	8.43	0.065
Growth Rate	All	21.34	11.19
Sex Ratio (ALL)	All	933	987
Literacy Rate(ALL)	All	65.38	73.47
	Male	75.85	82.33
	Female	54.16	64.55
Density per sq.km.		324	467

Growth Rate

The growth rate of population for Tamil Nadu in the last decade was 15.60%. The growth rate of population in rural and urban areas was 6.49% and 27.16% respectively. Villupuram District (16.58%) exhibited the highest growth rate in urban population 65.33%.

Proportion of population

In percentage terms, the rural population formed 51.55% of the total population with the urban population constituting 48.45% (increase of 4.41%). Ariyalur (88.88%) has the largest proportion of rural population, while Kanchipuram (82.47%) has the highest proportion of urban population, apart from Chennai, which is 100% urban

Sex Ratio

The sex Ratio in the State, which was 987 in 2001, has risen by 8 points to 995 in 2011. The increase in rural areas has been 1 point from 992 to 993. The Nilgiris has the highest Sex Ratio in total (1041), rural (1055) and in respect of urban sex Ratio. Thanjavur district stands next (1038). Salem (934) and Ramanathapuram (960) show the lowest Sex Ratio in the State, in respect of rural and urban areas respectively.

Literacy Rate

The literacy rate of the State as per the Provisional Population 2011 is 80.33.

In the rural areas, the literacy rate is 73.80 and in urban areas, it is 87.24. The decadal change works out to 6.88 points with 7.59 points in rural areas and 4.71 points in urban areas.

The male literacy rate which is 86.81 (Rural 82.08; urban 91.82) is higher than the female literacy rate of 73.86 (Rural 65.52 urban 82.67). The increase in female literacy rate is significantly higher in all areas i.e., Total (9.43 points), rural (10.24 points), urban (6.68 points) over the decade. It is significant to note that gap in literacy rate among males and females, has come down to 12.95 in the State. The gap is 16.56 points in rural areas and 9.16 in urban areas.

Kanniyakumari (Rural 90.95; urban 92.40) ranks first both in rural and urban areas, where as Dharmapuri (Rural 62.69; urban 74.23) has recorded the lowest literacy rates both in rural and urban areas. As far as the male literacy rate is concerned, Kanniyakumari (92.49) has recorded the highest literacy rate in rural areas. Pudukottai & Sivaganga (94.17) have recorded the highest male literacy rural in urban areas. Lowest male literacy rate in rural and urban areas has been recorded in Dharmapuri (Rural 67.30; urban 78.17). Salem (56.71) has recorded the lowest female literacy rate in rural areas, where as Dharmapuri (70.25) has recorded the lowest female literacy rate in urban areas.

Figures at a Glance – Tamil Nadu

i.	Number of Districts	32		
ii	Area in Sq.km	1,30,058		
iii	Total Population	Person 7,21,38,958	Male 3,61,58,871	Female 3,59,80,087
iv	Decadal population Growth	1) Absolute Number		97,33,279
		2) Percentage		15.60
v	Population Density (Persons per sq.km)	555		
vi	Sex Ratio (Females per 1000 males)	995		
vii	(0-6) Population	Persons	Males	Females
	1) Absolute Numbers	68,94,821	35,42,351	33,52,470
	2) percentage to Total population	9.56	9.80	9.32
viii	Child Sex ratio (Girls per 1000 boys in (0-6 age group)	946		
ix	Literates	Persons	Males	Females
	1) Absolute Numbers	5,24,13,116	2,83,14,595	2,40,98,521
	2) Literacy Rate	80.33	86.81	73.86

**Number of Districts / CD Blocks, Urban Agglomerations, Revenue
Villages, Habitations / Hamlets**

The major administrative units of the State are 39 Lok Sabha Constituencies, 234 Assembly Constituencies, 32 Districts, 10 City Corporations, 152 Municipalities, 611 Town Panchayats and 12,618 Village Panchayats. Chennai (formerly known as Madras) is the State capital. It is the fourth largest city in India and is one of the five A-1 Metropolitan Cities of India.

CD Blocks, Educational Districts, Revenue Villages and Village Panchayats

Sl. No.	District	CD Blocks	Edl. Districts	Municipalities	Revenue Villages	Village Panchayats	Number of Habitations	
							Rural	Urban
1.	Ariyalur	6	2	2	195	201	1371	37
2.	Chennai	0	4	0	55	0	0	1166
3.	Coimbatore	12	2	12	295	389	1572	369
4.	Cuddalore	13	2	5	929	698	2461	206
5.	Dharma puri	8	1	1	480	261	2349	32
6.	Dindigul	14	2	3	436	330	3034	565
7.	Erode	14	2	11	368	343	3412	807
8.	Kancheepuram	13	2	10	1214	677	3398	323
9.	Kanniyakumari	9	3	4	81	155	2078	117
10.	Karur	8	1	3	203	171	1951	135
11.	Krishnagiri	10	2	2	636	337	2779	113
12.	Madurai	13	3	6	752	443	1538	214
13.	Nagapattinam	11	2	3	525	443	1918	127
14.	Namakkal	15	1	4	446	351	2327	128
15.	Perambalur	4	1	1	152	121	982	38
16.	Pudukkottai	13	2	2	762	506	3491	66
17.	Ramanathapuram	11	2	2	407	452	2051	69
18.	Salem	20	2	3	639	419	5547	943
19.	Sivagangai	12	2	3	504	443	2265	167
20.	Thanjavur	14	2	3	859	611	1971	113
21.	The Nilgiris	4	2	2	55	48	1113	89
22.	Theni	8	2	5	113	153	601	155
23.	Thiruchirappalli	14	3	2	320	426	1824	354
24.	Thirunelveli	19	3	5	578	463	2492	490
25.	Thirupur	13	1	7	350	273	2803	527
26.	Thiruvallur	14	2	6	825	558	3310	229
27.	Thiruvannamalai	18	2	4	1266	870	3044	123
28.	Thiruvarur	10	1	4	564	437	1531	124
29.	Thoothukudi	12	2	3	458	428	1362	105
30.	Vellore	20	2	14	974	775	4484	409
31.	Villupuram	22	2	3	1490	1119	2740	90
32.	Virudhunagar	11	2	6	611	460	1477	1020
Tamil Nadu		385	68	126	17599	13206	73276	9450

Economy on over view:

Tamil Nadu is the 11th largest and the seventh most populous State in India and the second most economically important State in Southern India. Bordered by the Bay of Bengal on its East, it has the second largest coastline in India with a length of 1076 km. It is an important centre for sea trade, and has a national high way of 2002 km in length. Chennai is the capital city and a strategic point for trade and an important Port. Along with a vibrant manufacturing sector, the State leads the country in IT, it is the second largest software exporter, and boasts of sound health care services, being the chosen location for medical tourism in India.

Snapshots of key indicators, Tamil Nadu 2011

Indicator	Unit	Tamil Nadu	India
GSDP contribution to GDP (2010-11)	%	7.7	100.00
Average Growth rate (2001 to 2011)	%	8.0	7.4
Per capita income at current prices (200910)	INR	84, 058	60, 972
Literacy rate (2010 - 11)	%	80.3	74.0
Installed poser capacity (Till 31.12.2011)	MW	16,060.00	186654.62
National High way length (2010)	km	2002	70934
Air Ports (2011)	Number	5	133
Ports	Number	20	190

Human Development Index and Education Development Index

Human Development Index (HDI) and Education Development Index (EDI) have been used for cross-country comparisons in overall human development and VEE respectively. Based on the DISE data, an effort has also been made by NUEPA and MHRD to complete an EDI, separately for Primary and Upper Primary levels of Education and a Composite Index for the entire Elementary Education. As far as the composite Primary and Upper Primary education EDI amongst 21 States is concerned, the five ranking States are Kerala (EDI 0.772) Delhi (EDI 0.757) Tamil Nadu (EDI 0.741) HP (EDI 0.707), Karnataka (EDI 0.680). Tamil Nadu, at Primary level, conceded its second position to Kerala, and EDI at Primary level in case of Tamil Nadu is higher in 2006-07 (0.724) than the same in 2005-06 (0.672).

Economic Prosperity

Tamil Nadu will increase its Per capita income by 6 times from Rs. 73,278 in 2010-11 to Rs. 4, 50,000 in 2023, in line with per capita income of Upper middle income (UMI) countries. Over the next 11 years, Tamil Nadu, given its factor endowments and the combination of strength and opportunities, will aim to grow its GSDP at 11% or more per annum – about 20% more than the expected Growth rate of India's GDP over the same period.

Given the expected increase in population of 15% over the next 11 years, the increase in per capita income would amount to 6 times over this period. Several countries in Asia (in particular Thailand, Malaysia and China) have grown around 7% to 10% per annum for more than 20 years during the 1980's and later. The fast growing States of India, namely Maharashtra and Gujarat, have grown at double-digit rates over the past 10 years. Considering the aspiration to increase real incomes by six times and the fact that several countries in Asia and a few States in India have consistently grown at high rates, the aspiration for Tamil Nadu is to grow its economy at over 11% per annum (in real terms) over the next 11 years and become a prosperous State.

Chapter-2**Secondary Education: At a Glance**

1.	Population 2011	36158871	35980087	72138958
2.	Literacy Rate 2011	86.81	73.86	80.33
3.	No. Districts	32		
4.	Sex Ratio	946		
5.	Number of EBBs	44		
6.	Number of special focus district	44		
7.	Total Number of Senior Secondary Schools	5997		
8.	Number of Government Senior Secondary Schools	2595		
9.	Number of Government Aided Senior Secondary Schools	1086		
10.	Total Enrolment in all Senior Secondary Schools	1632369		
11.	Enrolment in Government Senior Secondary Schools	750362		
12.	Enrolment in Government Aided Senior Secondary Schools	478889		
13.	Total Number of Teachers in Senior Secondary Schools	67974		
14.	Number of Teacher in Government Senior Secondary Schools	20541		
15.	Number of Teacher in Government Aided Senior Secondary Schools	13656		
16.	Total Number of Secondary Schools	5683		
17.	Number of government Secondary Schools	3100		
18.	Number of Government Aided Secondary Schools	566		
19.	Total Enrolment in all Secondary Schools	2195914		
20.	Enrolment in Government Secondary school	1062234		
21.	Enrolment in Government Aided Secondary Schools	636323		
22.	Total Number of Teachers in all Secondary Schools	32026		
23.	Number of Teachers in Government Secondary Schools	38422		
24.	Number of Teachers in Government Aided Secondary Schools	3107		
25.	GER at Secondary level	107.4		

26.	GER at Upper Primary level	
27.	NER at Secondary level	94.7
28.	NER at Upper Primary level	98.93
29.	Dropout Rate	8.33
30.	Retention Rate	91.67
31.	Transition rate from (class VIII to IX)	99.2
32.	Gender Parity Index (GPI)	0.99
33.	Gender Gap	3.19
34.	Pupil Teacher Ratio (PTR) in government schools	29.0
35.	Student Classroom Ratio (SCR) in government schools	49.2

Source: Census of India 2011 & State Model Table 2013-14

Enrolment (Secondary level)

Year	Boys	Girls	Total
2012-13	1133020	1062894	2195914
2011-12	1187092	1080009	2267101
2010-11	1146174	1089130	2235304

Gross Enrolment Ratio (Secondary level)

Year	Boys	Girls	Total
2012-13	107.6	107.1	107.4
2011-12	101.68	100.87	101.29
2010-11	98.31	97.53	97.93

Net Enrolment Ratio (Secondary level)

Year	Boys	Girls	Total
2012-13	94.79	94.68	94.71
2011-12	92.46	92.02	92.25
2010-11	89.40	88.97	89.19

Drop-out Rate (Secondary level)

Year	Boys	Girls	Total
2012-13	8.21	8.45	8.33
2011-12	11.01	11.40	11.21
2010-11	13.02	13.52	13.27

Transition Rate:- (class VIII to IX)

Year	Boys	Girls	Total
2012-13	99.4	98.9	99.2
2011-12	98.8	98.5	98.7
2010-11	98.2	98.1	98.2

Education Indicators

District	GER (Second ary level)	NER (Seco ndary level)	Drop- out Rates (Seco ndary level)	Retenti on Rate (Second ary level)	Transitio n Rates (class VIII to IX)	Gender Parity Index (GPI)	Gender Gap	PTR Govt.	SCR Govt.
Chennai	101.9	90.69	8.25	91.54	98.4	1.06	0.14	19.8	40.09
Coimbatore	99.1	93.74	8.37	90.71	100.3	1.02	1.62	27.4	73.32
Cuddalore	111.8	97.8	8.30	90.94	100.0	1.01	2.68	35.8	48.39
Dharmapuri	126.8	90.02	8.33	91.02	100.2	0.93	9.11	31.7	54.26
Dindigul	104.3	94.91	8.43	93.37	99.0	0.94	5.58	32.1	46.25
Erode	102.3	98.6	8.33	91.93	98.0	0.95	5.70	29.0	41.96
Kancheepuram	102.1	92.11	8.27	91.41	98.7	1.00	3.17	30.3	45.51
Kanniyakumari	108.7	87.63	8.32	91.68	100.7	1.02	1.00	20.7	35.54
Karur	100.1	90.35	8.31	91.44	98.0	0.94	4.79	21.9	48.46
Krishnagiri	112.2	97.3	8.30	91.70	99.2	1.02	3.87	32.2	50.31
Madurai	110.8	99.17	8.34	91.79	98.3	0.97	4.40	27.4	46.60
Nagapattinam	122.3	98.96	8.35	91.24	99.6	1.01	1.05	37.1	51.69
Namakkal	113.8	83.6	8.34	91.81	98.9	0.86	10.80	16.3	37.82
Perambalur	120.1	98.9	8.30	91.68	99.8	0.98	3.32	54.3	97.98
Pudukkottai	110.5	95.6	8.33	92.02	99.9	1.02	0.70	34.8	50.70
Ramanatha- puram	108.9	87.5	8.33	91.67	99.3	1.00	3.48	30.1	44.16
Salem	107.7	94.36	8.31	91.31	99.2	0.97	6.59	32.7	45.21
Sivaganga	115.3	94.6	8.30	91.16	100.0	0.98	3.30	26.1	44.43
Thanjavur	117.2	93.8	8.32	91.57	98.7	0.99	1.29	33.0	47.83
The Nilgiris	115.7	98.2	8.31	90.86	97.9	0.98	1.70	18.2	35.46
Theni	111.7	98.95	8.32	91.68	99.4	0.91	7.50	25.9	69.36
Thiruvallur	115.4	96.9	8.33	92.06	99.5	1.00	1.88	23.6	43.80
Thiruvarur	110.2	97.7	8.38	91.65	98.9	0.98	2.23	78.5	53.26
Thoothukkudi	103.2	93.39	8.31	92.74	98.8	1.01	2.85	52.4	43.95
Tiruchirappalli	87.9	94.84	8.32	92.58	99.4	1.01	2.16	26.4	46.25
Tirunelveli	117.4	98.9	8.35	92.54	99.5	1.05	-0.71	13.4	46.33
Tiruvanna- malai	107.8	97.93	8.37	91.69	98.7	0.98	2.53	23.1	42.09
Vellore	106.9	95.56	8.29	91.19	99.3	0.97	3.62	36.1	48.13
Viluppuram	99.3	92.21	8.31	91.61	99.4	1.00	3.48	41.8	50.16
Virudhunagar	108.5	98.54	8.37	91.63	98.2	1.03	0.56	28.1	46.70
	107.4	94.7	8.33	91.67	99.2	0.99	3.19	29.0	49.20

Source: Census of India 2011 & State Model Table 2013-14

Chapter – 3

Rashtriya Madhyamik Shiksha Abhiyan

Introduction

- ❖ National Programme for universalisation and quality improvement in secondary education.
- ❖ Declaration by Hon'ble Prime Minister on the Independence Day, 2007. Planning Commission of India in the Mid Term Appraisal of the Tenth Five Year
- ❖ Setting up of a new mission for secondary education, on the lines of SSA.

Vision

- ❖ The vision is to make good quality secondary education available, accessible and affordable along with universalization of secondary education.

Objectives

- ❖ Good quality secondary education to all young people in the age group of 14-18 years.
- ❖ To provide a secondary school within a reasonable distance of any habitation which should be 5 Km for secondary schools and 7-10 Km for higher secondary schools. Ensure Gross enrolment (GER) of 70% by 2012 and universal access to secondary education by 2017 (GER of 100%).
- ❖ Universal retention by 2020. Providing access to secondary education with special reference to economically weaker sections of the society, the educationally backward, the girls and the disabled children residing in rural areas and other marginalised categories like SC,ST, OBC & educationally backward minorities.

Target Group

All the young people in the age group of 14-18 who have completed primary education up to class 8th. In the first phase for class 9th and 10th of Government schools.

Financial Pattern

Central government aided scheme in which-During the 11th Five Year Plan (2007-12) the Central Govt. will bear 75% and the State Govt. will bear the rest 25%. For the 12th Five Year Plan, the sharing pattern between the Centre and States will change to 50:50.

Approach and Strategy

In the context of universalisation of secondary education, large scale inputs in terms of additional schools, additional class rooms, teachers and facilities need to be provided to meet the challenge of numbers, credibility and quality. The strategy for universalizing access to secondary education and improving its quality are as follows:

- Access
- Quality
- Equity
- Institutional reforms and strengthening of Resource institutions

Access

- Up-gradation of upper primary schools/secondary schools (as per requirement and the State norms),

- Establishment of new secondary and higher secondary schools in unserved areas,
- The existing schools will be made disabled friendly and rain harvesting systems will be installed,
- New schools will also be set up in PPP mode,

Quality

- Providing required infrastructure like black boards, furniture, libraries, science and mathematics laboratories, computer labs, toilet cluster etc.
- Appointment of additional teachers,
- In-service training of Principals,
- Leadership training of Principals,
- Reviewing curriculum to meet the NCF 2005 norms,
- Reforms in examinations systems,
- Residential accommodation for teachers in rural and difficult hilly areas. Preference to be given to female teachers

Equity

- Free lodging/boarding facilities for students belonging to SC,ST, OBC and minority communities,
- Hostels/residential schools, cash incentive, uniforms, books, separate toilets for girls,
- Providing scholarships to meritorious/needy students at secondary level,
- Inclusive education will be the hall mark of all the activities,
- Expansion of open and distance education.

Institutional Reforms & Strengthening of Resource Institutions

- Reforms in school governance-decentralizing their management and accountability,
- Rational policy of teacher recruitment, deployment, training, remuneration and career advancement,
- Under taking reforms in educational administration including modernization/ e-governance and delegation/de-centralization,
- Maximum use of allotted physical and financial resources,
- Strengthening of SCERT, State Open School, SIEMAT and other institutions,
- Involvement of Panchayati Raj Institutions, teachers and parents in school management.

Pre Project Activities

- For effective implementation of the Scheme at the State level, a Society- “STATE MISSION FOR UNIVERSAL SECONDARY EDUCATION TAMILNADU”
- For the functioning and monitoring of the activities under RMSA, different committees constituted at the State and district levels,

For the functioning and monitoring of the activities under RMSA, School Management and Development committee and its two

- subcommittees namely Academic committee and Construction committee constituted at school level,
- Secondary Education Management Information System (SEMIS) established,
- Collection of data in SEMIS format from school,
- Strengthening of District Education Office and Block Education Office,
- Availability of infrastructure in District Education Office and Block Education Office,
- School mapping for establishment/up gradation of secondary schools,
- Identification of schools for up gradation,

- Base line survey of schools and districts,
- Formation/training of District Core Team,
- Environment Building Programme for awareness of the scheme,
- Separate bank accounts for RMSA in schools, districts and the State level.

Major Interventions

- **Physical Resources,**
 - o Construction of class rooms,
 - o Construction of library rooms,
 - o Construction of science laboratories,
 - o Construction of computer rooms,
 - o Construction of art- craft room,
 - o Construction of Headmaster/Principal's room,
 - o Construction of office room,
 - o Separate toilet blocks and drinking water facilities for girls and boys,
 - o Strengthening of sports fields,
 - o Major repair as per need of the schools,
 - o To provide residential facility for teachers in remote areas,
 - o Arrangement of library, science laboratory and computers in schools, Arrangement of furniture in schools,
 - o To make all schools disabled friendly,
 - o Arrangement of educational equipment in schools.

Human resources

- To provide human resources in New/Upgraded schools as per the State Norms.
 - o Headmaster/Principal,
 - o Regular trained teachers,
 - o Part time teachers,
 - o Office assistant/Duftery,
 - o Laboratory assistant,
- New sections in existing schools,
 - o Arrangement of trained regular teachers as per student teacher ratio i.e. 1:1.5.

Other

- Annual recurring school grant of Rs. 50,000.00 (Rs. Fifty thousand only) for equipment/ goods of educational activity, sports, music and recurring charges for school development, electricity, telephone internet, water etc.,
- Annual grant for subscription of news papers & magazines, buying of books etc.,
- Annual grant for Laboratory apparatuses,
- Annual grant of Rs 25000 (Rs. Twenty five thousand only) for maintenance & repair,
- Five days residential training for all regular working teachers,
- Arrangement of educational excursion tours and science exhibitions for children,
- Programme for dropout/out of school children to bring back and attach them in main stream of education,
- Arrangement of different incentives for special target groups GHS viz. SC/ST/OBC/minority/girls,
- Strengthening of SCERT, State Open School , SIEMAT and other institutions,
- Establishment of guidance and counselling bureau at the State level.

**Progress of Implementation of RMSA in the State of _TAMIL NADU
(Referring to the existing sources viz...AWP&B-2013-14, PAB Minutes,
Sanctioned Orders, QPR –March, 2013, State Report and the concerned TSG
units reports)**

1. Status of Non-recurring Implementation & Progress

S. No.	Components	2009-10			2010-11			2011-12			Commulative Status as on 31 st March, 2013			
		Sanctioned*	Completed	In-progress	Sanctioned	Completed	In-progress	Sanctioned	Completed	In-progress	Total Sanctioned	Completed	In-progress	Cumulative Progress in % (Comp.+Inp)
1	Opening of New Secondary Schools (w.r.t. construction)	200	61	139	344	0	0	710	0	0	1254	61	139	15.94
	Functional Schools	200	200		344	344		710	710		1254	1254		100
2	Strengthening of Existing Secondary Schools													
2.1	Additional Classrooms	0	0	0	1851	0	0	1795	0	0	3646	0	0	0
2.2	Science Lab	0	0	0	698	0	0	919	0	0	1617	0	0	0
2.3	Computer Room	0	0	0	735	0	0	768	0	0	1503	0	0	0
2.4	Libraries	0	0	0	837	0	0	1036	0	0	1873	0	0	0
2.5	Art/Craft/Culture Rooms	0	0	0	860	0	0	1130	0	0	1990	0	0	0
2.6	Toilet Blocks	0	0	0	474	0	474	495	0	0	969	0	474	48.91
2.7	Drinking Water Facilities	0	0	0	213	0	213	170	0	0	383	0	213	55.61
2.8	Residential Qtr.	0	0	0	94	0	0	91	0	0	185	0	0	0
2.9	Major Repair	0	0	0	381	0	0	1035	0	0	1416	0	0	0

2. The Status of Teachers Sanctioned and Recruited against New Schools during the Period is Indicated as under:

S. No.	Components	2009-10			2010-11			2011-12			2012-13			Total Sanctioned	Total Recruitment
		Sanctioned	Recruited	Vacancy	Sanctioned	Recruited	Vacancy	Sanctioned	Recruited	Vacancy	Sanctioned	Recruited	Vacancy		
1	New teachers sanctioned for new school under RMSA	1400	1176	224	2408	1958	450	3550	2806	744	0	0	0	7358	5940
	Head Master* Sanctioned for New School under RMSA	0	0	0	0	0	0	0	0	0	0	0	0	0	0
	Total New Teachers	1400	1176	224	2408	1958	450	3550	2806	744	0	0	0	7358	5940
2	Additional teachers under RMSA for existing school	0	0	0	0	0	0	6752	3647	3105	0	0	0	6752	3647

3. Status of Implementation & Progress of Key Recurring Components:

S. No.	Components	2009-10		2010-11		2011-12		2012-13			Overview as on 31 st March, 2013	
		Sanctioned*	Progress	Sanctioned	Progress	Sanctioned	Progress	Sanctioned	Progress	Progress in % (2012-13)	Total Sanctioned	Progress
1	Teachers Training (In-service-Teachers+HMs, Induction, Yoga, Master Trainer, KRP etc.)	15000	15000	29162	29162	59580	59580	29176	7848	26.89	132918	111590
2	School Grant	4841	4593	4593	4593	5675	5675	5670	5670	100	20779	20536
3	Minor Repair	4841	0	4092	4092	4092	4092	4092	4092	100	17117	12276
4	Special Teaching	0	0	0	0	125394	125394	0	0	0	125394	125394
5	Excursion/ Field visits for students (Inside & Outside the State)	0	0	0	0	0	0	0	0	0	0	0
6	Exposure visits & Study tour for teachers (Inside & Outside the State)	0	0	16000	16000	0	0	0	0	0	16000	16000
7	Training of SMDC members	0	0	0	0	17025	17025	28235	23706	83.95	45260	40731

*Sanctions, as per PAB approvals

** Approved in 2011-12, revalidated and completed in 2012-13.

➤ Other Major Activities during the Year-2012-13

Sl. No.	Guidance & Counselling	2011-12		2012-13	
		Sanctioned	Progress	Sanctioned	Progress
1.	Salary for Coordinators	0	0	0	0
2.	Salary of RAs	0	0	0	0
3.	Literature & display material	0	0	0	0
4.	Sensitisation of Principals	0	0	0	0
5.	Others	0	0	0	0

Sl. No.	Activities	2012-13		
		Sanctioned	Progress	% of Achievement
6.	Performing Art	0	0	0
7.	Art / craft / dance/ traditional competition	0	0	0
8.	Book Fair	0	0	0
9.	Sports equipment at schools	0	0	0
10.				
11.				
12.				
13.				

4. Observation on the Implementation & Progress of Non-recurring and Recurring components:

Non-recurring:

The state started the 200 new school civil works (2009 sanction) and handed over the works to SMDC and out of 200 works only 61 works completed. The major

gap between the cost estimate at present and previous sanction is the reason for delay. Now the state decided to hand over the civil works to Public works department and hence the difference in cost to the SOR will be met from the state government funds. Here after the civil works progress will be speeded up.

Recurring:

Except during the year 2010 and 2012 the state cannot able to meet the targets in training but in all the project periods the state can able to achieve the 100% target coverage. The reason is 2011 is the state election year and the 2012 the fund release is too late and the state has to conduct the training in the month of JAN-FEB when the secondary schools are busy preparing for the board examinations.

AUDITOR'S REPORT

2012-13

	INDEX
S No.	Particulars
RMSA - Audit Report 2012-13	
1.	Consolidated Report
2.	Recurring Grant
3.	Non Recurring Grant
4.	Preparatory Grant

	INDEX
S No.	Particulars
	RMSA - Consolidated Account 2012-13
1.	Auditors Report
2.	Audit Certificate
3.	Procurement Certificate
4.	Consolidated Receipt & Payment Account
5.	Consolidated Income & Expenditure Account
6.	Consolidated Balance Sheet
7.	Consolidated Financial Statement
8.	Utilisation Certificate



Auditors' Report

We have audited the attached Balance Sheet of the "Rashtriya Madhimik Shiksha Abhiyan (RMSA), Tamil Nadu as at 31st March 2013, the Income and Expenditure Account and the Receipts and Payments Account for the year ended on that date annexed thereto

The Balance Sheet, Income & Expenditure Account and Receipt & Payments Account dealt with by us in this report incorporate the accounts of State Project Directorate audited by us and 32 District Project Offices audited by District Auditor.

The reports on the accounts of District Project Offices by the District Auditors have been dealt with in preparing our report, in the manner considered appropriate by us.

These financial statements are the responsibility of the management. Our responsibility is to express an opinion on the financial statements based on our audit.

We have conducted our audit in accordance with Auditing and Accounting standards generally accepted in India. These standards require that we plan and perform the audit to obtain reasonable assurance about whether the financial statements are free of material misstatement. An audit includes examining on test basis, evidence supporting the amount and disclosure in the financial statements. An audit also includes assessing the accounting principles used and significant estimates made by the management as well as evaluating the overall financial statement presentation. We believe that our Audit provides a reasonable basis for our opinion.

Basis for Qualified Opinion

a) Variance between Books of Accounts and Statements

Basis for Qualification : The opening balance in the following accounts carried over from the preceding year are at variance with the Books of the Accounts.

District	Account Head	Excess as per Books	Short as per Books
Chennai DPO	Fixed Assets	80,955	
Karur	Fixed Assets		3,25,000
Salem	Other Accounts	2,000	
Vellore	Bank Balance	10,556	
Vellore	Fixed Assets		23,016

Ph : 24995430, 24991385, 94430 70401, 94431 28378
email : jkmuralica@gmail.com
Branches : Kumbakonam, Kochi, Chennai.



The difference exists due to the fact that the carry over figures as per preceding years' audited Balance Sheet has not been effected in the books of accounts of the respective Districts.

Effect on Financial Statements:

- a) Understatement of Capital Fund for the year by Rs 2,54,505

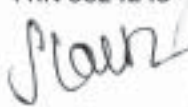
We observe that:

In our opinion and to the best of our information and according to the explanations given to us, except for the effects of the matters described in the Basis for Qualified Opinion paragraph above, the aforesaid financial statements give the information required by the Act in the manner so required and give a true and fair view in conformity with the accounting principles generally accepted in India:

- a) We have obtained all the information and explanations which to the best of our knowledge and belief were necessary for the purposes of our audit.
- b) The accompanying financial statements dealt with by this report have been drawn up in accordance with the Manual on Financial Management and Procurement procedures for RMSA.
- c) The accompanying financial statements dealt with by this report are in agreement with the books account maintained by the Society.
- d) In our opinion and to the best of our information and explanations given to us the said accounts read together with the Notes on Accounts thereon give a true and fair view in conformity with the accounting principles followed by the Society.
 - i) In the case of the Balance Sheet, the State of affairs of the Society as at 31st March 2013.
 - ii) In case of the Income and Expenditure Account, the excess of Income over Expenditure for the year ended 31st March 2013 and
 - iii) In the case of the Receipts and Payments Account, of the Receipts and Payments for the year ended 31st March 2013.

Place: Chennai - 18
Date : 17.12.2013.

For G.Natesan & Co
Chartered Accountants
FRN 002424S


S. Latha
Partner
M.No , 202738





Addendum to Auditors' Report Dated 17.12.2013

We have audited the attached Balance Sheet of the "Rashtriya Madhimik Shiksha Abhiyan (RMSA), Tamil Nadu as at 31st March 2013, the Income and Expenditure Account and the Receipts and Payments Account for the year ended on that date annexed thereto.

Basis for Qualified Opinion

a) Variance between Books of Accounts and Statements

Basis for Qualification: The opening balance in the following accounts carried over from the preceding year were at variance with the Books of the Accounts which was pointed out earlier. *This report is given on the basis of the rectified and revised Consolidated Accounts of 32 Districts – Recurring Grant, MMER Grant, Non Recurring Grant and Preparatory Grant given by the District Auditor dated 20th January, 2014, received by us on 22nd January, 2014. The rectification report of the District Auditor is also annexed to this.*

District	Account Head	Excess as per Books	Short as per Books
Chennai DPO	Fixed Assets	80,955	
Karur	Fixed Assets		3,25,000
Nagapattinam	Unadjusted Advances	5,96,318	
Vellore	Fixed Assets		23,016


The difference exists due to the fact that the carry over figures as per preceding years' audited Balance Sheet has not been effected in the books of accounts of the respective Districts.

Effect on Financial Statements:

Overstatement of Capital Fund for the year by Rs 3,29,257.

Place: Chennai - 18
Date :22.01.2014.

For G.Natesan & Co
Chartered Accountants
FRN 0024245


S. Latha
Partner
M.No. 202738



Ph : 24995430, 24991385, 94430 70401, 94431 28378
email : jkmuralica@gmail.com
Branches : Kumbakonam, Kochi, Chennai.



- Accepting the contention that between the two Finalized Accounts for the period 2011-12 (Viz. the Accounts finalized by the District Auditor and the Accounts finalized by the Statutory Lead Auditor) the Accounts finalized by the Statutory Lead Auditor takes precedence, we have now revised the Consolidated Accounts of the 32 Districts to the extent of carrying forward of Opening Balance from the Accounts as Audited and finalized by the Statutory Lead Auditor for the period 2011-12.

Hence, the revision of the District accounts of Recurring Grant, MMER Grant, Non Recurring Grant and Preparatory Grant for the financial year 2012-2013.

Also find attached a reconciliation statement explaining the effect of revision in the Revised Consolidated Accounts of 32 Districts for the financial year 2012-2013.

Thanking You

Yours faithfully

For M/s. A.R.Krishnan & Associates,
Chartered Accountants

A Senthil Kumar

A.Senthil Kumar
Partner



Encl.: as above.



A.R. Krishnan & Associates
CHARTERED ACCOUNTANTS

Flat No. SF-2, Lokesh Towers
No.37 (Old No.18), Kodambakkam High Road
Nungambakkam, Chennai 600 034
Ph : 044-2827 2555 Fax : 044-2826 2555
Email: mailto:arkca@gmail.com

To

20th January 2014

THE PROJECT DIRECTOR
RASHTRIYA MADHYAMIK SHIKSHA ABHIYAN
DPI Complex,
College Road,
Chennai – 600 006.

Dear Sir,

Sub.: Revision of Consolidated Accounts of 32 Districts – Recurring Grant, MMER Grant, Non Recurring Grant and Preparatory Grant.

Please find attached the Revised Consolidated Accounts of the 32 Districts of RMSA Scheme for the year 2012-13.

The Revision of the Consolidated Accounts was necessitated by the following:

- In our Original Consolidated Accounts for the period 2012-13, we have carried-forward the Opening Balance from the District-wise Audit Report submitted by the District Auditors for the year 2011-12.
- Subsequent to our finalization and submission of the District Accounts and the Consolidated Accounts of the 32 Districts (2012-13), it was brought to our notice that the Statutory Lead Auditor for the period 2011-12 had passed some closing entries during the finalization of the accounts at the State level for the period 2011-12, which has resulted in changes in the figures of the District Accounts. Hence, the Consolidated Final Accounts of the State Level, as submitted by the Lead Auditor, differs from the District Audited Accounts, submitted by the concerned District Auditors, for each District for the period 2011-12.



RMSA RECTIFICATIONS

PREPARATORY GRANT:

1) Thiruvananthapuram District - Rs. 10,556/- Difference – Receipts and Payments

Particulars	Audited Consolidation Report Dated On 17.12.2013 (Previous)	Audited Consolidation Report Dated On 20.01.2014 (Current)	Difference	Remarks
Opening Balance	10,556	Nil	(10,556)	
Grant Received – Transfer from MMER a/c	NIL	10,556	10,556	The Same Grant received has been shown in the Income and Expenditure as Income.

The Closing Balance of preparatory grant was added with MMER Balance instead of preparatory grant. Now the same has been shown in the Receipt and payments.

RECURRING GRANT

RECEIPTS & PAYMENTS

Particulars	Audited Consolidation Report Dated On 17.12.2013 (Previous)	Audited Consolidation Report Dated On 20.01.2014 (Current)	Difference	Remarks
Opening Balance	95,91,38,286	95,91,76,470	38,184	Opening balance of MMER wrongly shown in Recurring Grant – now correctly classified.



INCOME & EXPENDITURE

<i>Particulars</i>	<i>Audited Consolidation Report Dated On 17.12.2013 (Previous)</i>	<i>Audited Consolidation Report Dated On 20.01.2014 (Current)</i>	<i>Difference</i>	<i>Remarks</i>
Bridge Course	1,00,925	1,07,458	6,533	Trichy District – Last year expenditure paid now, considered as expenses.
Training Grant	1,34,41,640	1,37,55,925	3,14,285	Kanniyakumari, Trichy and Namakkal Refer note 1
Other Receipts (Income)	6,19,834	4,40,624	(1,72,310)	Amount received from previous year Unadjusted Advance has been wrongly shown as income. Now rectified.
Annual Work Plan Kanniyakumari (Income)	Nil	2,72,846	2,72,846	
Unspent Grant Madurai (Income)	Nil	1,79,214	1,79,214	Unspent amount of previous year received has been shown as Income in the Madurai District.

Note 1:

Trichy District:

a) HM's Training Expenses shortly shown – Rs.7,627/- (Rs.30,679 has been changed to Rs.38,306/-). Rs.7,627/- shown as liability in the district Balance Sheet and not shown as liability in the State Consolidation in the FY 2011-12.



b) Science Teacher Training Expenses shortly shown – Rs.18,000/- (Rs. 59,748 has been changed to 77,748/-). Rs.18,030/- shown as liability in the district Balance Sheet and not shown as liability in the State Consolidation in the FY 2011-12.

Namakkal District

HM's Training Expenses shortly shown – Rs.15,809/- shown as liability in the district Balance Sheet and not shown as liability in the State Consolidation in the FY 2011-12.

Kanniyakumari District:

Annual Work Plan expenditure amounting to Rs.2,72,846/- shown as expenditure

MMER GRANT:

RECEIPTS & PAYMENTS

<i>Particulars</i>	<i>Audited Consolidation Report Dated On 17.12.2013 (Previous)</i>	<i>Audited Consolidation Report Dated On 20.01.2014 (Current)</i>	<i>Difference</i>	<i>Remarks</i>
Opening Balance	1,68,15,716	1,68,19,959	4,243	Krishnagiri Rs.(38,184), Tiruvarur Rs.31,871 (earlier it was shown as other receipts) and Thiruvanamalai Rs.10,556(pertains to preparatory Grant)
Festival Advance	55,500	49,500	6,000	Dindugal Rs.4,000 and Salem Rs.2,000/- Shown as Income. Earlier it was adjusted in the closing balance of festival advance.



Model School Receipt (schedule 5)	331	33,915	33,584	Earlier shown as other receipts, now adjusted against previous year unadjusted advance - Krishnagiri District
Misc Receipts	11,38,059	10,54,588	83,471	Krishnagiri 33,584 – (model school - adjusted in unadjusted advance) Educational District opening balance Tiruvarur District Rs.31,887, now added to Opening Balance Balances Vellore 18,000 – ECS returned shown as liability, now considered as income.
Fund Transferred To Preparatory	Nil	10,556	10,556	Thiruvanamalai District Rs.10,556/- last year it was wrongly added with MMER grant closing balance instead of showing it in the preparatory grant Closing Balance, Hence now it is transferred to Preparatory Grant.



INCOME & EXPENDITURE

<i>Particulars</i>	<i>Audited Consolidation Report Dated On 17.12.2013 (Previous)</i>	<i>Audited Consolidation Report Dated On 20.01.2014 (Current)</i>	<i>Difference</i>	<i>Remarks</i>
Fund Transferred To Preparatory	Nil	10,556	10,556	Thiruvanamalai.
Misc Receipts	10,41,688	10,59,718	18,030	Vellore District Salary Cheque Returned has been treated as income. (earlier it was shown as liability)

Balance Sheet

<i>Particulars</i>	<i>Audited Consolidation Report Dated On 17.12.2013 (Previous)</i>	<i>Audited Consolidation Report Dated On 20.01.2014 (Current)</i>	<i>Difference</i>	<i>Remarks</i>
Fixed Assets Opening Balance	1,05,73,434	75,58,868	30,14,566	Opening balance of Fixed Assets has been wrongly considered twice in the District Consolidation for the following district. Ariyalur, Dindugal, Kanniyakumari, Krishnagiri, The nilgiris, Tiruvarur, Thoothukudi, Vellore and Villupuram



G. NATESAN & Co.,
Chartered Accountants



7/1, Fourth Street,
Abiramapuram,
Chennai - 600 018.

AUDIT CERTIFICATE

The Financial Statements of Rashtriya Madhyamik Shiksha Abhiyan of Tamil Nadu School Education Society, for the year 2012-13 attached here to, have been audited in accordance with the regulation and standards of audit of the Institute of The Chartered Accountants of India and accordingly included such test of accounts, record, internal checks and other auditing procedures, necessary to confirm:

1. That the resource are of the purpose of Rashtriya Madhyamik Shiksha Abhiyan activates subject to the observation/notes forming integral part of the Balance Sheet of even date annexed.
2. The financial statements are correct.

During the course of the audit, the documents related to above financial statements and the connected documents were examined and they can be relied upon to support reimbursement under the Rashtriya Madhyamik Shiksha Abhiyan.

On the basis of information and explanation given and according to the best of our information as a result of the test audit, it is certified that the Financial Statements read with the observation set out separately represent a true and fair view of the implementation and operations of the Rashtriya Madhyamik Shiksha Abhiyan for the year 2012-13.

For G. Natesan & Co.,
Chartered Accountants
FRN 002424S


(S. Latha)
Partner
Membership No: 202738

Place : Chennai – 18.
Date: 17.12.2013

Ph : 24995430, 24991385, 94430 70401, 94431 28378
email : jkmuralica@gmail.com
Branches : Kumbakonam, Kochi, Chennai.

G. NATESAN & Co.,
Chartered Accountants



7/1, Fourth Street,
Abiramapuram,
Chennai - 600 018.

Addendum to Auditors' Report Dated 22.01.2014

We have audited the attached Balance Sheet of the "Rashtriya Madhimik Shiksha Abhiyan (RMSA), Tamil Nadu as at 31st March 2013, the Income and Expenditure Account and the Receipts and Payments Account for the year ended on that date annexed thereto.

Basis for Qualified Opinion

a) Variance between Books of Accounts and Statements

Basis for Qualification : *This report is given on the basis of the rectified and revised Consolidated Accounts of 32 Districts – Recurring Grant,, Non Recurring Grant and Preparatory Grant on the basis of the changes made in the books of RMSA, in consultation with MHRD. The rectification report is also annexed to this.*

District	Account Head	Excess as per Books	Short as per Books
Nagapattinam	Unadjusted Advances	5,96,318	


The difference exists due to the fact that the opening balances in the books of accounts have not been taken as per the preceeding year's audited balance sheet.

Effect on Financial Statements:

Overstatement of Capital Fund for the year by Rs 5,96,318..

Place: Chennai - 18
Date :20.02.2014.

For G.Natesan & Co
Chartered Accountants
FRN 002424S


S. Latha
Partner
M.No . 202738



Ph : 24995430, 24991385, 94430 70401, 94431 28378
email : jkmuralica@gmail.com
Branches : Kumbakonam, Kochi, Chennai.

RASHTRIYA MADHYAMIK SHIKSHA ABHIYAN STATE PROJECT DIRECTORATE, CHENNAI - 6
RECONCILIATION STATEMENT FY 2012-2013 - TOTAL CONSOLIDATION - RECURRING AND NON RECURRING GRANTS

Particulars	Previous Signed Copy Amount	Receipts & Payments		Diff	Reason
		Current Amount	Schedule		
Opening Balance - Bank at State Level	1,11,60,06,468	1,11,52,95,681	a	7,10,787	Preparatory Grant not included in the consolidated and shown separately. It is fully refunded to MHRD.
Received from Gov of India - RG	1,79,86,98,462				As per Instructions given by MHRD MMER Grant has been added with Recurring Grant.
MMER	1,26,88,538	1,81,13,87,000		-	
Received from Gov of TN - RG	59,95,66,153				As per Instructions given by MHRD MMER Grant has been added with Recurring Grant.
MMER	42,29,513	60,37,95,666		-	
Preparatory Grant	25,000	-		25,000	Preparatory Grant not included in the consolidated and shown separately. It is fully refunded to MHRD.
Transfer from MMER	10,556	-		10,556	Thiruvananthapuram District Preparatory Grant Rs.10556 belongs to MMER
MMER Payments	9,39,67,597	9,00,12,592		39,55,005	NRG MMER shown separately
Non Recurring - MMER payments	-	39,55,005		-39,55,005	NRG MMER shown separately
Closing Balance - Bank	2,61,08,20,202	2,61,00,84,415		7,35,787	Preparatory Grant not included in the consolidated and shown separately. It is fully refunded to MHRD.
Income & Expenditure					
RG excess spent	87,148	-		87,148	Included in MRG
Annual School Grant	28,52,08,016	28,34,45,164		17,62,852	Cuddalore - ASG changed to MRG.
Minor School Grant	10,04,30,200	10,22,80,200		-18,50,000	Cuddalore Annual School Grant changed to Minor Grant + RG excess spent
Balance Sheet					
Capital	1,72,08,00,417	1,70,10,45,472		1,97,54,945	Preparatory Grant and MHRD Instructions
Fixed Assets	2,68,14,357	80,85,276		1,87,29,081	Preparatory Grant Fixed Assets is excluded as per MHRD Instructions

A. Senthil Kumar
- Partner, M.No.214611



RASHTRIYA MADHYAMIK SHIKSHA ABHIYAN (RMSA)- TAMILNADU
RMSA CONSOLIDATED
RECEIPTS & PAYMENT ACCOUNT FOR THE YEAR ENDED 31ST MARCH 2013

To	Receipts Particulars	Sch	2012-13		2011-12	Particulars	Sch	2012-13		2011-12
			Amount (Rs.)	Amount (Rs.)				Amount (Rs.)	Amount (Rs.)	
	Opening Balance									
-	Bank Balance - SSB Level	a	1,11,52,95,641	37,37,28,783		Relayed to SMC	h	38,58,82,833	82,17,43,509	
-	Bank Balance at EDC Level	b	5,49,396	63,515		Recurring Grant Payments	i	1,38,54,283	91,25,72,346	
-	Funds in Transit	c	23,93,06,000	96,00,000		MMER Payments	j	9,00,12,592	9,00,03,195	
-	Cash in Hand	d	78	2,078		Preparatory Activity Expenditure				
	Received from Govt of India					Fixed Assets	k	5,26,498		
-	Grants in aid-Recurring		1,81,33,87,000	1,89,85,29,090		New School Construction	l	5,03,84,800	33,015	
-	Grants in aid-Non Recurring		99,99,00,000	23,91,08,000		Festival Advance Paid	f	1,25,000	21,000	
-	Grants in aid-MMER			3,54,60,440		Training Expenses for NLEPA		1,70,000	5,78,178	
	Received from Govt Of Tamil Nadu					Salary Reimbursement		2,65,34,41,821		
-	Grants in Aid - Recurring		60,37,95,066	56,47,40,000		Over all Training Expenses		18,26,429		
-	Grants in Aid - Non Recurring		39,63,68,887			Non Recurring - MMER Expenditure		39,53,005		
-	Grants in Aid - MMER			3,03,28,790		Advance Repaid			2,127	
	Other Receipts Recurring Grant		6,12,934			Fuel Deposit		36,782		
-	Cautions Deposit - Recurring Grant		10,000			Closing Balance				
-	State Cheques - Recurring Grant		78,428			Bank Balance	m	2,43,00,84,415	1,11,52,95,681	
-	Bank Interest	n	7,64,64,463	3,44,59,833		Bank Balance at EDC Level			5,49,396	
	Festival Advance Received		49,500	16,400		Cash in Hand			23,93,06,000	
-	Model School Expenditure Reimbursed	f	33,915	60,091		Funds in Transit				
-	Advance Return from SMC(Dip)	g		50,50,000						
-	Miscellaneous Receipts	h	10,54,588	2,062						
-	Funds Received from NLEPA		1,70,000	5,78,178						
-	Prohibition Tax Refund		4,630							
-	MHRD Expenses Reimbursed									
-	Preparatory Grant									
-	Model School Grant received in MM		1,51,02,564							
-	FA Recovery (Earlier years- DGS and Jalari)		8,000							
-	Annual Work Plan - Kanyakumari		2,72,846							
	GRAND TOTAL		5,21,03,80,158	2,97,11,05,644		GRAND TOTAL		5,21,03,80,158	2,97,11,05,644	

Schedules indicated above & Notes on accounts are forming part of the receipts & payments Account

As per our report of even date annexed,
 For C. Narasimha Rao,
 Chartered Accountants (Firm No. 0024349)
 Chennai-5
 Partner No. 1: 200788
 Place: Chennai-5
 Date:

For Tamil Nadu Mission of Rashtriya Madhyamik Shiksha Abhiyan

(Signature)
 A. Lakshmi
 Project Director



RASHTRIYA MADHYAMIK SHIKSHA ABHIYAN (RMSA)- CONSOLIDATION
INCOME AND EXPENDITURE ACCOUNT FOR THE YEAR ENDED 31ST MARCH 2013

Expenditure Particulars	Sch	2012-13		2011-12		Income Particulars	Sch	2012-13		2011-12	
		Amount (Rs.)		Amount (Rs.)				Amount (Rs.)		Amount (Rs.)	
To Recurring grant-amount paid to the district.						By Recurring grant					
Annual School Grant	q	28,34,45,164		28,38,00,101		fund received from government of India		1,81,13,87,000		1,69,85,29,050	
School Minor Repairs Expenses		10,22,80,200		10,20,39,489		fund received from state government		60,37,95,666		63,44,20,680	
Bridge Course Expenses		1,07,458		6,21,03,426		Unspent Grant Amount - Madurai		1,79,214			
Exposure Visit Expenses		25,600		7,55,52,923		Other Receipts		4,40,624			
Training Grant Expenses		1,37,55,925		7,31,67,100		By Non recurring grant					
Recurring Grant		-		-		fund from government of India		95,00,00,000		23,91,06,000	
salary reimburs		2,05,34,41,621		76,42,37,323		fund received from state government		39,63,68,667		-	
Training Expenses		18,01,429		-							
To Non recurring grant						By MMER					
New School Construction Expenses		24,48,49,391		57,93,54,299		MMER Account		-		5,25,07,179	
Non Recurring - MMER Expenditure		39,55,005		-		Interest Received-MMER		7,64,64,463		3,44,59,813	
To MMER Grant						Funds received from NUEPA		1,70,000		5,78,178	
MMER Expenditure		9,00,12,592		9,08,13,195		Miscellaneous receipts		10,59,718		2,062	
Training Expenses for NUPFA		1,70,000		5,78,178		FA (Earlier Years)		6,000			
expenditure at state level		-		2,93,140		Annual Work Plan - Kanniyakumari		2,72,846			
To Excess of income over expenditures.		1,04,62,99,814		62,76,63,848							
GRAND TOTAL		3,84,01,44,198		2,65,96,03,022		GRAND TOTAL		3,84,01,44,198		2,65,96,03,022	

For Tamilnadu State Mission of Rashtriya Madhyamik Shiksha Abhiyan

CA
A. Sankar
Project Director



As per our report of even date annexed,

For G. Natesan & Co.,

Chartered Accountants (FRN 0024245)



Latha S

Partner M.No : 202738

Place: Chennai-18

Date:

RASHTRIYA MADHYAMIK SHIKSHA ABHIYAN (RMSA)- CONSOLIDATION
BALANCE SHEET AS AT 31ST MARCH 2013

Liabilities Particulars	Sch	2012-13 Amount (Rs.)	2011-12 Amount (Rs.)	Assets Particulars	Sch	2012-13 Amount (Rs.)	2011-12 Amount (Rs.)
Capital Fund				Fixed assets	O	8,085,276	7,558,868
Opening Balance		1,701,045,472	1,148,964,223				
Adjustment	n	596,318	(75,875,739)	Current Assets			
(+) Current year Surplus		1,046,299,814	627,956,988	Bank balance at EDC Level		-	549,198
Closing Balance		2,747,941,603	1,701,045,472	Bank balance at State level	m	2,610,084,415	1,115,295,681
				Cash in Hand		-	78
				Funds in transit		-	239,106,000
Current Liabilities and Provisions				Receivable from Model School A/C		500	34,415
Advance Payable To JD		1,000	1,500	Receivables from Girls Hostel Fund		10,500	10,500
MMER				Training Advance		25,000	-
				Deposits		36,782	-
Recurring Grant				Unadjusted Advances	p	142,284,756	335,970,366
State Government Excess Share		86,428		Festival Advance	f	88,500	13,000
				City Festival Advance		7,000	-
Grant Model School		15,102,564		Others			
				Irregular Payment - T.Arasapatti SMDC		2,450,270	2,450,270
				Furniture at T.Arasapatti SMDC		58,596	58,596
GRAND TOTAL		2,763,131,595	1,701,046,972	GRAND TOTAL		2,763,131,595	1,701,046,972

As per our report of even date annexed,
For G. Natesan & Co.,
Chartered Accountants (FRN/002424S)



Latha S
Partner M.No : 202738

Place: Chennai-18
Date:

For Tamilnadu State Mission of Rashtriya Madhyamik Shiksha Abhiyan



A. Sarikar
Project Director

**RASHTRIYA MADHYAMIK SHIKSHA ABHIYAN (RMSA)-CONSOLIDATION
SOURCES AND APPLICATION OF FUNDS STATEMENT FOR THE YEAR 2012-2013**

Sources	REVISED Rs.
Opening balance	
Cash	78
Bank	1,11,58,44,879
Funds in Transit	23,91,06,000
Unadjusted Advance	33,60,28,281
Total (A)	1,69,09,79,238
Receipts	
Funds received from Govt of India	2,76,13,87,000
Funds received from Govt of Tamilnadu	1,00,01,64,333
Model School Grant Received in NRG	1,51,02,564
Non-Recurring Grant - Unadjusted advances (Nagapattinam) rectification	5,96,318
Preparatory Grant	-
Bank Interest	7,64,64,463
Other Receipts	22,14,330
Total (B)	3,85,59,29,008
TOTAL SOURCES (A)+(B)	5,54,69,08,246
Application	
Expenditure	
FROM RECURRING GRANT:	
Salary and Other MMER Costs	2,05,34,41,621
Training Expenses for NUEPA	1,70,000
School Annual Grant Expenditure	28,34,45,164
School Minor Repair Grant	10,22,80,200
Training Grant	1,37,55,925
Training Expenses	18,01,429
Exposure Visit & Bridge Course (To be borne by State)	1,33,058
MMER Payments	9,00,12,592
Fixed Assets	5,26,408
FROM NON-RECURRING GRANT:	
New School Construction	24,48,49,391
Non Recurring - MMER Expenditure	39,55,005
Total (C)	2,79,43,70,793
Closing balance	
Bank	2,61,00,84,415
Unadjusted Advances	14,24,53,038
Total (D)	2,75,25,37,453
TOTAL APPLICATION (C)+(D)	5,54,69,08,246

For G.Natesan & Co.
Chartered Accountants (FRN 0024245)

Partner M.No : 202738

Place: Chennai-18
Date:

For Tamilnadu State Mission of Rashtriya Madhyamik Shiksha Abhiyan

A.Sankar
Project Director



RASHTRIYA MADHYAMIK SHIKSHA ABHIYAN (RMSA)-CONSOLIDATION**Schedule a - Opening Bank Balances**

Place	Recurring	Non Recurring	MMER	Total
State Office, Chennai	73,45,66,347	9,40,04,000	500	82,85,70,847
Ariyalur	39,56,672	-	2,59,729	42,16,401
Chennai DPO	63,97,090	-	6,80,388	70,77,478
Coimbatore	77,27,678	-	2,03,304	79,30,982
Cuddalore	84,88,733	-	4,32,855	89,21,588
Dharmapuri	67,99,974	-	78,672	68,78,646
Dindigul	60,64,975	13,24,000	2,73,754	76,62,729
Erode	54,78,698	64,50,000	11,25,356	1,30,54,054
Kancheepuram	90,64,267	13,24,000	8,14,851	1,12,03,118
Kanniyakumari	50,57,329	-	2,81,748	53,39,077
Karur	34,99,223	59,24,000	7,05,441	1,01,28,664
Krishnagiri	90,22,695	-	6,57,550	96,80,245
Madurai	76,62,060	-	4,77,955	81,40,015
Nagapattinam	71,77,651	1,50,50,000	9,82,278	2,32,09,929
Namakkal	55,59,879	-	5,60,200	61,20,079
Perambalur	28,05,763	-	3,35,338	31,41,101
Pudukottai	76,91,052	6,62,000	8,42,761	91,95,813
Ramanathapuram	37,23,353	5,76,034	5,63,514	48,62,901
Salem	1,03,86,972	6,63,218	2,04,241	1,12,54,431
Sivagangal	49,76,738	-	5,65,935	55,42,673
Thanjavur	94,56,026	-	6,90,844	1,01,46,870
The Nilgiris	42,94,013	-	5,20,237	48,14,250
Theni	44,17,089	-	7,11,735	51,28,824
Thirupur	61,44,435	-	3,51,080	64,95,515
Tiruvallur	92,82,217	-	4,84,925	97,67,142
Tiruvarur	57,02,387	21,50,000	4,98,904	83,51,291
Thoothukudi	34,59,058	-	4,44,460	39,03,518
Trichy	81,24,592	54,60,000	8,68,912	1,44,53,504
Tirunelveli	46,23,249	-	4,61,718	50,84,967
Thiruvannamalai	1,36,03,593	-	2,28,947	1,38,32,540
Vellore	1,35,28,348	-	4,64,785	1,39,93,133
Villupuram	1,36,15,058	6,62,000	6,36,596	1,49,13,654
Virudhunagar	68,19,256	50,50,000	4,10,446	1,22,79,702
Total	95,91,76,470	13,92,99,252	1,68,19,959	1,11,52,95,681

RASHTRIYA MADHYAMIK SHIKSHA ABHIYAN (RMSA)-CONSOLIDATION**Schedule b - Bank Balance at EDC Level**

Place	Recurring	Non Recurring	MMER	Total
State Office, Chennai	-		-	-
Ariyalur	-		-	-
Chennai DPO	-		-	-
Coimbatore	-		-	-
Cuddalore	-		-	-
Dharmapuri	-		-	-
Dindigul	55,666		-	55,666
Erode	-		-	-
Kancheepuram	-		-	-
Kanniyakumari	-		18,850	18,850
Karur	-		-	-
Krishnagiri	-		-	-
Madurai	-		-	-
Nagapattinam	2,17,252		-	2,17,252
Namakkal	-		-	-
Perambalur	-		-	-
Pudukottai	-		-	-
Ramanathapuram	-		-	-
Salem	-		-	-
Sivagangai	-		-	-
Thanjavur	1,19,958		-	1,19,958
The Nilgiris	-		-	-
Theni	-		-	-
Thirupur	-		-	-
Tiruvallur	-		-	-
Tiruvarur	61		-	61
Thoothukudi	-		1,37,411	1,37,411
Trichy	-		-	-
Tirunelveli	-		-	-
Thiruvannamalai	-		-	-
Vellore	-		-	-
Villupuram	-		-	-
Virudhunagar	-		-	-
Total	3,92,937		1,56,261	5,49,198



RASHTRIYA MADHYAMIK SHIKSHA ABHIYAN (RMSA)-CONSOLIDATION

Schedule c - Funds in transit

Place	Recurring	Non Recurring	MMER	Total
State Office, Chennai	-	23,91,06,000	-	23,91,06,000
Ariyalur	-	-		-
Chennai DPO	-	-		-
Coimbatore	-	-		-
Cuddalore	-	-		-
Dharmapuri	-	-		-
Dindigul	-			-
Erode	-	-		-
Kancheepuram	-	-		-
Kanniyakumari	-	-		-
Karur	-			-
Krishnagiri	-	-		-
Madurai	-			-
Nagapattinam	-			-
Namakkal	-			-
Perambalur	-	-		-
Pudukottai	-			-
Ramanathapuram	-			-
Salem	-	-		-
Sivagangai	-			-
Thanjavur	-			-
The Nilgiris	-			-
Theni	-			-
Thirupur	-			-
Tiruvallur	-			-
Tiruvarur	-	-		-
Thoothukudi	-	-		-
Trichy	-			-
Tirunelveli	-			-
Thiruvannamalai	-			-
Vellore	-			-
Villupuram	-			-
Virudhunagar	-	-		-
Total	-	23,91,06,000	-	23,91,06,000

RASHTRIYA MADHYAMIK SHIKSHA ABHIYAN (RMSA)-CONSOLIDATION

Schedule d - cash in hand

Place	Recurring	Non Recurring	MMER	Total
State Office, Chennai	-	-	-	-
Ariyalur	-	-	-	-
Chennai DPO	-	-	-	-
Coimbatore	-	-	-	-
Cuddalore	-	-	-	-
Dharmapuri	-	-	-	-
Dindigul	-	-	-	-
Erode	-	-	-	-
Kancheepuram	-	-	-	-
Kanniyakumari	-	-	-	-
Karur	-	-	-	-
Krishnagiri	-	-	-	-
Madurai	-	-	-	-
Nagapattinam	-	-	-	-
Namakkal	-	-	-	-
Perambalur	-	-	-	-
Pudukottai	-	-	-	-
Ramanathapuram	-	-	-	-
Salem	-	-	-	-
Sivagangai	-	-	-	-
Thanjavur	-	-	-	-
The Nilgiris	-	-	-	-
Theni	-	-	-	-
Thirupur	-	-	-	-
Tiruvallur	-	-	-	-
Tiruvarur	78	-	-	78
Thoothukudi	-	-	-	-
Trichy	-	-	-	-
Tirunelveli	-	-	-	-
Thiruvannamalai	-	-	-	-
Vellore	-	-	-	-
Villupuram	-	-	-	-
Virudhunagar	-	-	-	-
Total	78	-	-	78

RASHTRIYA MADHYAMIK SHIKSHA ABHIYAN (RMSA)-CONSOLIDATION
Schedule e - Bank Interest

Place	Bank Interest	Miscellaneous Receipts
State Office, Chennai	6,81,01,700	26,862
Ariyalur	1,06,207	1,939
Chennai DPO	1,46,303	-
Coimbatore	2,05,632	80,881
Cuddalore	2,39,502	3,834
Dharmapuri	2,16,116	-
Dindigul	2,19,767	1,96,619
Erode	4,64,875	23,655
Kancheepuram	2,51,246	-
Kanniyakumari	1,57,747	1,880
Karur	2,74,451	-
Krishnagiri	3,07,441	1,580
Madurai	2,27,487	28,270
Nagapattinam	6,24,014	6,171
Namakkal	1,31,966	-
Perambalur	93,272	-
Pudukottai	6,47,409	-
Ramanathapuram	4,23,420	-
Salem	2,29,246	-
Sivagangai	1,82,607	1,820
Thanjavur	4,02,262	-
The Nilgiris	1,28,500	-
Theni	1,23,135	-
Thirupur	1,20,154	-
Tiruvallur	3,45,593	270
Tiruvarur	2,58,903	-
Thoothukudi	1,12,597	20,022
Trichy	2,80,217	-
Tirunelveli	1,47,225	-
Thiruvannamalai	3,90,881	87,231
Vellore	3,70,542	5,73,554
Villupuram	2,85,528	-
Virudhunagar	2,48,518	-
Total	7,64,64,463	10,54,588



RASHTRIYA MADHYAMIK SHIKSHA ABHIYAN (RMSA)-CONSOLIDATION

Schedule f - Festival Advance

Place	Opening	Issued	Recovered	Closing
State Office, Chennai	7,400	55,000	31,900	30,500
Ariyalur	-	10,000	4,000	6,000
Chennai DPO	-	20,000	2,000	18,000
Coimbatore	-	-	-	-
Cuddalore	-	-	-	-
Dharmapuri	-	-	-	-
Dindigul	-	-	-	-
Erode	-	-	-	-
Kancheepuram	-	-	-	-
Kanniyakumari	-	-	-	-
Karur	-	5,000	2,000	3,000
Krishnagiri	4,600	-	4,600	-
Madurai	-	-	-	-
Nagapattinam	-	-	-	-
Namakkal	-	-	-	-
Perambalur	1,000	10,000	5,000	6,000
Pudukottai	-	-	-	-
Ramanathapuram	-	-	-	-
Salem	-	-	-	-
Sivagangai	-	-	-	-
Thanjavur	-	-	-	-
The Nilgiris	-	-	-	-
Theni	-	-	-	-
Thirupur	-	-	-	-
Tiruvallur	-	10,000	-	10,000
Tiruvarur	-	-	-	-
Thoothukudi	-	-	-	-
Trichy	-	15,000	-	15,000
Tirunelveli	-	-	-	-
Thiruvannamalai	-	-	-	-
Vellore	-	-	-	-
Villupuram	-	-	-	-
Virudhunagar	-	-	-	-
Total	13,000	1,25,000	49,500	88,500

RASHTRIYA MADHYAMIK SHIKSHA ABHIYAN (RMSA)-CONSOLIDATION

Schedule g - Model School A/c

Place	Opening Balance	Funds Expended on Account of Model School	Received from Model School A/c	Closing Balance
State Office, Chennai	500	-	-	500
Ariyalur	-	-	-	-
Chennai DPO	-	-	-	-
Coimbatore	-	-	-	-
Cuddalore	-	-	-	-
Dharmapuri	-	-	-	-
Dindigul	-	-	-	-
Erode	331	-	331	-
Kancheepuram	-	-	-	-
Kanniyakumari	-	-	-	-
Karur	-	-	-	-
Krishnagiri	33,584	-	33,584	-
Madurai	-	-	-	-
Nagapattinam	-	-	-	-
Namakkal	-	-	-	-
Perambalur	-	-	-	-
Pudukottai	-	-	-	-
Ramanathapuram	-	-	-	-
Salem	-	-	-	-
Sivagangai	-	-	-	-
Thanjavur	-	-	-	-
The Nilgiris	-	-	-	-
Theni	-	-	-	-
Thirupur	-	-	-	-
Tiruvallur	-	-	-	-
Tiruvarur	-	-	-	-
Thoothukudi	-	-	-	-
Trichy	-	-	-	-
Tirunelveli	-	-	-	-
Thiruvannamalai	-	-	-	-
Vellore	-	-	-	-
Villupuram	-	-	-	-
Virudhunagar	-	-	-	-
Total	34,415	-	33,915	500



RASHTRIYA MADHYAMIK SHIKSHA ABHIYAN (RMSA)-CONSOLIDATION

Schedule f - Funds Released to SMDC

Place	Annual School Grant	Minor Repairs Grant	Bridge Course Grant	Pet	Combined	Total
State Office, Chennai	-	-	-	-	-	-
Ariyal	53,50,000	18,50,000	-	-	-	72,00,000
Chennai DPO	50,00,000	23,25,000	-	-	-	73,25,000
Coimbatore	88,50,000	37,25,000	-	-	-	1,25,75,000
Cuddalore	1,11,00,005	38,50,000	21,923	-	-	1,49,71,928
Dharmapuri	1,01,50,000	32,00,000	-	-	-	1,33,50,000
Dindigul	77,50,000	24,50,000	-	-	-	1,02,00,000
Erode	81,50,000	29,75,000	-	22,196	-	1,11,47,196
Kancheepuram	1,20,50,000	46,00,000	-	-	-	1,66,50,000
Kanniyakumari	66,50,000	31,50,000	-	-	-	98,00,000
Karur	50,50,000	18,50,000	-	-	-	69,00,000
Krishnagiri	1,26,00,000	39,00,000	-	-	-	1,65,00,000
Madurai	97,00,000	34,50,000	-	-	-	1,31,50,000
Nagapattinam	78,50,000	27,25,000	-	-	-	1,05,75,000
Namakkal	72,50,000	28,00,000	-	-	-	1,00,50,000
Perambalur	39,00,000	12,75,000	-	-	-	51,75,000
Pudukottai	1,00,00,000	35,00,000	2,732	13,098	-	1,35,15,830
Ramanathapuram	63,50,000	19,75,000	-	-	-	83,25,000
Salem	1,27,00,000	48,75,000	-	-	-	1,75,75,000
Sivagangai	65,50,000	24,75,000	-	-	-	90,25,000
Thanjavur	1,09,50,000	38,00,000	-	28,800	-	1,47,78,800
The Nilgiris	43,50,000	19,25,000	13,770	1,42,606	-	64,31,376
Theni	48,50,000	21,50,000	-	-	-	70,00,000
Thirupur	71,00,000	21,25,000	-	-	-	92,25,000
Tiruvallur	1,18,50,000	43,00,000	-	-	-	1,61,50,000
Tiruvannamalai	66,50,000	26,25,000	-	-	-	92,75,000
Thoothukudi	40,00,000	14,25,000	-	-	-	54,25,000
Trichy	97,00,000	31,50,000	19,033	3,650	-	1,28,72,683
Tirunelveli	78,00,000	32,50,000	-	-	-	1,10,50,000
Thiruvannamalai	1,63,00,000	57,00,000	12,500	-	-	2,20,12,500
Vellore	1,67,50,000	65,00,000	12,500	-	-	2,32,62,500
Villupuram	1,73,50,000	56,75,000	-	-	-	2,30,25,000
Virudhunagar	87,00,000	27,25,000	-	-	-	1,14,25,000
Total	28,33,50,005	10,23,00,000	82,458	2,10,350	-	38,59,42,813



RASHTRIYA MADHYAMIK SHIKSHA ABHIYAN (RMSA)-CONSOLIDATION

Schedule I - Recurring Grant Payments

Place	Exposure Visit Exps	Training Exps	Induction	SMDC	FAT a/c	Amount Return to Spd	Total
State Office, Chennai	-	-	-	-	-	-	-
Ariyalur	-	42,560	78,030	1,45,300	-	39,56,672	2,65,890
Chennai DPO	-	1,03,741	-	1,30,371	-	64,30,590	2,34,112
Coimbatore	-	1,11,390	79,820	1,65,696	-	77,27,678	3,56,906
Cuddalore	10,000	5,51,730	-	-	25,500	86,07,310	5,87,230
Dharmapuri	-	3,07,930	2,38,580	2,21,725	-	67,97,974	7,68,235
Dindigul	-	1,36,780	87,301	1,55,545	-	60,54,290	3,79,626
Erode	-	1,12,193	1,65,160	2,12,475	-	54,22,021	4,89,828
Kancheepuram	-	89,560	1,26,520	2,49,200	-	90,64,267	4,65,280
Kanniyakumari	-	88,430	68,000	1,57,315	2,72,846	50,57,325	5,86,591
Karur	-	38,320	74,010	1,17,480	-	34,99,223	2,29,810
Krishnagiri	-	71,190	1,80,380	3,00,195	-	90,60,195	5,51,765
Madurai	-	1,38,492	40,310	1,84,861	-	76,62,060	3,63,663
Nagapattinam	-	73,400	-	1,73,894	1,22,770	73,46,990	3,70,064
Namakkal	-	76,060	1,08,620	1,52,920	15,809	55,44,071	3,53,409
Perambalur	-	33,400	37,670	1,07,555	-	28,05,763	1,78,625
Pudukottai	-	41,210	1,31,616	1,86,741	14,606	76,90,782	3,74,173
Ramanathapuram	-	72,076	68,630	1,59,206	-	35,44,378	2,99,912
Salem	-	1,51,530	2,59,520	2,79,392	-	1,03,86,972	6,90,442
Sivagangai	-	66,900	81,510	1,31,563	-	43,76,738	2,79,973
Thanjavur	-	1,49,475	1,71,500	2,17,565	35,658	94,44,110	5,74,198
The Nilgiris	-	1,36,577	26,030	95,080	13,639	40,33,143	2,71,326
Theni	-	56,870	37,670	1,27,980	-	43,67,089	2,22,520
Thirupur	-	76,830	1,16,643	1,68,474	-	61,56,127	3,61,947
Tiruvallur	-	1,21,750	1,28,180	2,53,805	-	92,04,420	5,03,735
Tiruvarur	-	50,920	98,330	1,52,880	-	56,99,637	3,02,130
Thoothukudi	-	67,610	43,830	92,965	-	27,34,058	2,04,405
Trichy	-	1,05,188	1,07,070	2,38,050	1,53,305	78,59,602	6,03,613
Tirunelveli	-	1,22,210	76,970	1,71,535	-	45,11,542	3,70,715
Thiruvannamalai	15,000	82,020	2,00,000	4,01,550	-	1,32,26,093	6,98,570
Vellore	-	1,26,150	1,29,060	4,12,572	-	1,31,66,398	6,67,782
Villupuram	-	2,99,188	-	4,45,020	83,020	1,36,18,624	8,27,228
Virudhunagar	-	1,06,100	1,40,970	1,73,520	-	71,29,772	4,20,590
Total	25,000	38,07,780	31,01,930	61,82,430	7,37,153	22,21,85,914	1,38,54,293



Schedule j - MMER Payments

Place	Amt (Rs)
State Office, Chennai	1,02,06,386
Ariyalur	24,97,789
Chennai DPO	28,91,769
Coimbatore	23,06,775
Cuddalore	26,93,575
Dharmapuri	19,20,155
Dindigul	23,45,561
Erode	23,90,597
Kancheepuram	30,15,156
Kanniyakumari	30,23,691
Karur	16,23,463
Krishnagiri	25,97,996
Madurai	34,44,220
Nagapattinam	20,86,089
Namakkal	18,95,564
Perambalur	17,66,206
Pudukottai	23,70,586
Ramanathapuram	21,13,512
Salem	21,78,907
Sivagangai	19,12,980
Thanjavur	39,06,927
The Nilgiris	21,84,137
Theni	26,11,878
Thirupur	10,90,902
Tiruvallur	27,87,943
Tiruvallur	19,83,375
Thoothukudi	25,84,521
Trichy	30,70,191
Tirunelveli	38,11,713
Thiruvannamalai	26,09,588
Vellore	27,31,176
Villupuram	26,22,832
Virudhunagar	27,36,432
Total	9,00,12,592



RASHTRIYA MADHYAMIK SHIKSHA ABHIYAN (RMSA)-CONSOLIDATION
Schedule k - MMER Fixed Assets

Place	Opening Balance Amount	Addition Amount	Total
State Office, Chennai	9,01,008	3,59,214	12,60,222
Ariyalur	6,75,000	-	6,75,000
Chennai DPO	2,82,000	-	2,82,000
Coimbatore	1,75,000	-	1,75,000
Cuddalore	1,75,000	-	1,75,000
Dharmapuri	1,25,000	-	1,25,000
Dindigul	1,75,000	-	1,75,000
Erode	1,75,000	-	1,75,000
Kancheepuram	1,75,000	41,770	2,16,770
Kanniyakumari	2,25,000	-	2,25,000
Karur	1,25,000	-	1,25,000
Krishnagiri	1,75,000	41,770	2,16,770
Madurai	2,25,000	-	2,25,000
Nagapattinam	1,75,000	-	1,75,000
Namakkal	1,25,000	-	1,25,000
Perambalur	1,25,000	-	1,25,000
Pudukottai	1,75,000	-	1,75,000
Ramanathapuram	1,75,000	-	1,75,000
Salem	1,75,000	-	1,75,000
Sivagangai	1,75,000	-	1,75,000
Thanjavur	2,25,000	-	2,25,000
The Nilgiris	1,75,000	-	1,75,000
Theni	1,76,260	-	1,76,260
Thirupur	6,25,000	-	6,25,000
Tiruvallur	1,75,000	-	1,75,000
Tiruvarur	1,25,000	-	1,25,000
Thoothukudi	1,74,600	-	1,74,600
Trichy	2,25,000	-	2,25,000
Tirunelveli	2,25,000	21,000	2,46,000
Thiruvannamalai	1,75,000	-	1,75,000
Vellore	1,75,000	41,769	2,16,769
Villupuram	1,75,000	-	1,75,000
Virudhunagar	1,75,000	20,885	1,95,885
Total	75,58,868	5,26,408	80,85,276



Schedule I - Released to SMDC new school construction

Place	Amt (Rs)
State Office, Chennai	-
Ariyalur	-
Chennai DPO	-
Coimbatore	6,62,000
Cuddalore	6,62,000
Dharmapuri	6,62,000
Dindigul	12,72,800
Erode	7,12,000
Kancheepuram	13,24,000
Kanniyakumari	-
Karur	61,20,000
Krishnagiri	-
Madurai	6,62,000
Nagapattinam	86,00,000
Namakkal	6,62,000
Perambalur	-
Pudukottai	19,86,000
Ramanathapuram	26,48,000
Salem	46,34,000
Sivagangai	-
Thanjavur	6,62,000
The Nilgiris	-
Theni	-
Thirupur	6,62,000
Tiruvallur	-
Tiruvarur	21,50,000
Thoothukudi	-
Trichy	39,72,000
Tirunelveli	6,62,000
Thiruvannamalai	-
Vellore	19,86,000
Villupuram	26,48,000
Virudhunagar	70,36,000
Total	5,03,84,800



RASHTRIYA MADHYAMIK SHIKSHA ABHIYAN (RMSA)-CONSOLIDATION**Schedule m - Closing Bank Balances**

Place	RG	NRG	MMER	Total
State Office, Chennai	88,27,98,461	18,03,40,542	-	1,06,31,39,003
Ariyalur	2,90,090	4,60,27,000	1,70,120	4,64,87,210
Chennai DPO	12,60,388	79,29,000	5,71,633	97,61,021
Coimbatore	8,87,464	1,80,64,000	9,14,543	1,98,66,007
Cuddalore	7,61,335	2,81,04,000	6,50,876	2,95,16,211
Dharmapuri	4,11,265	6,37,62,000	3,55,068	6,45,28,333
Dindigul	7,52,830	1,68,58,200	5,35,139	1,81,46,169
Erode	5,26,063	3,71,32,000	13,40,550	3,89,98,613
Kancheepuram	11,12,800	6,06,18,000	4,90,961	6,22,21,761
Kanniyakumari	7,56,315	-	4,67,458	12,23,773
Karur	4,00,655	2,06,41,000	7,41,238	2,17,82,893
Krishnagiri	5,23,870	4,63,08,000	8,36,683	4,76,68,553
Madurai	9,85,932	3,73,94,000	5,49,905	3,89,29,837
Nagapattinam	7,20,239	2,26,37,000	15,44,529	2,49,01,768
Namakkal	5,62,510	5,40,45,564	3,76,883	5,49,84,957
Perambalur	2,63,745	1,41,23,000	2,64,462	1,46,51,207
Pudukottai	7,62,532	6,92,52,000	8,48,507	7,08,63,039
Ramanathapuram	6,21,963	1,24,42,034	4,68,460	1,35,32,457
Salem	10,53,043	10,15,38,218	4,69,634	10,30,60,895
Sivagangai	11,24,947	1,76,42,000	11,56,667	1,99,23,614
Thanjavur	9,53,576	8,43,12,000	10,67,340	8,63,32,916
The Nilgiris	2,99,868	11,73,000	4,08,296	18,81,164
Theni	4,01,970	7,54,92,000	3,53,695	7,62,47,665
Thirupur	5,92,638	3,33,59,000	10,07,332	3,49,58,970
Tiruvallur	9,10,412	10,67,39,000	4,27,025	10,80,76,437
Tiruvarur	3,88,439	1,21,52,000	4,92,561	1,30,33,000
Thoothukudi	12,48,810	70,38,000	4,97,085	87,83,895
Trichy	9,87,294	3,97,27,000	9,45,088	4,16,59,382
Tirunelveli	9,20,347	4,57,93,000	4,32,858	4,71,46,205
Thiruvannamalai	11,04,575	9,72,68,000	7,78,383	9,91,50,958
Vellore	17,06,596	12,76,18,000	12,23,739	13,05,48,335
Villupuram	9,54,756	14,96,21,000	5,26,008	15,11,01,764
Virudhunagar	6,60,985	4,56,05,000	7,10,419	4,69,76,404
Total	90,77,06,713	1,68,07,54,558	2,16,23,144	2,61,00,84,415



RASHTRIYA MADHYAMIK SHIKSHA ABHIYAN (RMSA)-CONSOLIDATION
Schedule n - Adjustments in Capital Fund on Account of Errors in Last year Financial Statements

Place	Other Adjustments	Advance Wrongly Classified in MMER instead of Recurring Grant	Difference in Opening Bank Balance	Difference in Opening Fixed Assets	Bank Balance of Educational District expensed in Last Year	Total
State Office	-	-	-	-	-	-
Ariyalur	-	-	-	-	-	-
Chennai DPO	-	-	-	-	-	-
Coimbatore	-	-	-	-	-	-
Cuddalore	-	-	-	-	-	-
Dharmapuri	-	-	-	-	-	-
Dindigul	-	-	-	-	-	-
Erode	-	-	-	-	-	-
Kancheepuram	-	-	-	-	-	-
Kanniyakumari	-	-	-	-	-	-
Karur	-	-	-	-	-	-
Krishnagiri	-	-	-	-	-	-
Madurai	-	-	-	-	-	-
Nagapattinam	596,318	-	-	-	-	596,318
Namakkal	-	-	-	-	-	-
Perambalur	-	-	-	-	-	-
Pudukottai	-	-	-	-	-	-
Ramanathapuram	-	-	-	-	-	-
Salem	-	-	-	-	-	-
Sivagangai	-	-	-	-	-	-
Thanjavur	-	-	-	-	-	-
The Nilgiris	-	-	-	-	-	-
Theni	-	-	-	-	-	-
Thirupur	-	-	-	-	-	-
Tiruvallur	-	-	-	-	-	-
Tiruvannur	-	-	-	-	-	-
Thoothukudi	-	-	-	-	-	-
Trichy	-	-	-	-	-	-
Tirunelveli	-	-	-	-	-	-
Vellore	-	-	-	-	-	-
Villupuram	-	-	-	-	-	-
Virudhunagar	-	-	-	-	-	-
District Consolidation	-	-	-	-	-	-
Total	596,318	-	-	-	-	596,318



RASHTRIYA MADHYAMIK SHIKSHA ABHIYAN (RMSA)-CONSOLIDATION

Schedule o - Fixed Assets

Place	MMER			Total		
	Opening	Additions	Closing	Opening	Additions	Closing
State Office	9,01,008	3,59,214	12,60,222	9,01,008	3,59,214	12,60,222
Ariyalur	6,75,000	-	6,75,000	6,75,000	-	6,75,000
Chennai DPO	2,82,000	-	2,82,000	2,82,000	-	2,82,000
Coimbatore	1,75,000	-	1,75,000	1,75,000	-	1,75,000
Cuddalore	1,75,000	-	1,75,000	1,75,000	-	1,75,000
Dharmapuri	1,25,000	-	1,25,000	1,25,000	-	1,25,000
Dindigul	1,75,000	-	1,75,000	1,75,000	-	1,75,000
Erode	1,75,000	-	1,75,000	1,75,000	-	1,75,000
Kancheepuram	1,75,000	41,770	2,16,770	1,75,000	41,770	2,16,770
Kanniyakumari	2,25,000	-	2,25,000	2,25,000	-	2,25,000
Karur	1,25,000	-	1,25,000	1,25,000	-	1,25,000
Krishnagiri	1,75,000	41,770	2,16,770	1,75,000	41,770	2,16,770
Madurai	2,25,000	-	2,25,000	2,25,000	-	2,25,000
Nagapattinam	1,75,000	-	1,75,000	1,75,000	-	1,75,000
Namakkal	1,25,000	-	1,25,000	1,25,000	-	1,25,000
Perambalur	1,25,000	-	1,25,000	1,25,000	-	1,25,000
Pudukottai	1,75,000	-	1,75,000	1,75,000	-	1,75,000
Ramanathapuram	1,75,000	-	1,75,000	1,75,000	-	1,75,000
Salem	1,75,000	-	1,75,000	1,75,000	-	1,75,000
Sivagangai	1,75,000	-	1,75,000	1,75,000	-	1,75,000
Thanjavur	2,25,000	-	2,25,000	2,25,000	-	2,25,000
The Nilgiris	1,75,000	-	1,75,000	1,75,000	-	1,75,000
Theni	1,76,260	-	1,76,260	1,76,260	-	1,76,260
Thirupur	6,25,000	-	6,25,000	6,25,000	-	6,25,000
Tiruvallur	1,75,000	-	1,75,000	1,75,000	-	1,75,000
Tiruvannamalai	1,25,000	-	1,25,000	1,25,000	-	1,25,000
Thoothukudi	1,74,600	-	1,74,600	1,74,600	-	1,74,600
Trichy	2,25,000	-	2,25,000	2,25,000	-	2,25,000
Tirunelveli	2,25,000	21,000	2,46,000	2,25,000	21,000	2,46,000
Thiruvannamalai	1,75,000	-	1,75,000	1,75,000	-	1,75,000
Vellore	1,75,000	41,769	2,16,769	1,75,000	41,769	2,16,769
Villupuram	1,75,000	-	1,75,000	1,75,000	-	1,75,000
Virudhunagar	1,75,000	20,885	1,95,885	1,75,000	20,885	1,95,885
Total	75,58,868	5,26,408	80,85,276	75,58,868	5,26,408	80,85,276



RASHTRIYA MADHYAMIK SHIKSHA ABHIYAN (RMSA)-CONSOLIDATION

Schedule p - Unadjusted Advances with SMDC

Place	Non Recurring Grant	Recurring Grant	Total
State Office	-	-	-
Ariyalur	2,036,659	-	2,036,659
Chennai DPO	-	123,806	123,806
Coimbatore	2,750,667	-	2,750,667
Cuddalore	9,212,085	262,500	9,474,585
Dharmapuri	1,139,635	214,815	1,354,450
Dindigul	3,998,762	82,500	4,081,262
Erode	7,214,023	-	7,214,023
Kancheepuram	12,847,209	-	12,847,209
Kanniyakumari	530,179	-	530,179
Karur	1,087,468	-	1,087,468
Krishnagiri	4,940,300	-	4,940,300
Madurai	8,659,523	110,104	8,769,627
Nagapattinam	11,604,909	-	11,604,909
Namakkal	1,415,538	-	1,415,538
Perambalur	1,122,850	-	1,122,850
Pudukottai	843,551	-	843,551
Ramanathapuram	2,656,568	-	2,656,568
Salem	4,762,039	-	4,762,039
Sivagangai	264,814	-	264,814
Thanjavur	2,404,936	-	2,404,936
The Nilgiris	5,133,000	164,241	5,297,241
Theni	2,104,776	-	2,104,776
Thirupur	348,661	-	348,661
Tiruvallur	14,361,292	-	14,361,292
Tiruvarur	197,406	-	197,406
Thoothukudi	5,550,499	-	5,550,499
Trichy	1,031,642	-	1,031,642
Tirunelveli	5,113,312	-	5,113,312
Thiruvannamalai	10,580,388	-	10,580,388
Vellore	6,038,585	-	6,038,585
Villupuram	5,951,584	-	5,951,584
Virudhunagar	5,423,930	-	5,423,930
Total	141,326,790	957,966	142,284,756



RASHTRIYA MADHYAMIK SHIKSHA ABHIYAN (RMSA)- RECURRING GRANT


Schedule q - Recurring Grant Expenditure

Place	Annual School Grant	Minor Repairs Grant	Bridge Course Grant	Exposure Visit	Training Expenses	Total
State Office, Chennai	-	-	-	-	-	-
Ariyalur	53,50,000	18,50,000	-	-	2,65,890	74,65,890
Chennai DPO	50,08,011	23,05,200	25,000	-	2,34,112	75,72,323
Coimbatore	88,50,000	37,25,000	-	-	3,56,906	1,29,31,906
Cuddalore	1,11,00,005	38,50,000	21,923	10,000	5,77,230	1,55,59,158
Dharmapuri	1,01,50,000	32,00,000	-	-	5,53,373	1,39,03,373
Dindigul	77,50,000	24,50,000	-	-	3,79,626	1,05,79,626
Erode	81,50,000	29,75,000	-	-	5,12,074	1,16,37,074
Kancheepuram	1,20,50,000	46,00,000	-	-	4,65,280	1,71,15,280
Kanniyakumari	66,50,000	31,50,000	-	-	5,86,591	1,03,86,591
Karur	50,50,000	18,50,000	-	-	2,29,810	71,29,810
Krishnagiri	1,26,00,000	39,00,000	-	-	5,51,765	1,70,51,765
Madurai	97,87,148	34,50,000	-	-	3,63,663	1,36,00,811
Nagapattinam	78,50,000	27,25,000	-	-	3,70,064	1,09,45,064
Namakkal	72,50,000	28,00,000	-	-	3,53,409	1,04,03,409
Perambalur	39,00,000	12,75,000	-	-	1,58,540	53,33,540
Pudukottai	1,00,00,000	35,00,000	2,732	-	3,87,271	1,38,90,003
Ramanathapuram	63,50,000	19,75,000	-	-	2,99,912	86,24,912
Salem	1,27,00,000	48,75,000	-	-	6,90,442	1,82,65,442
Sivagangai	65,50,000	24,75,000	-	-	2,79,973	93,04,973
Thanjavur	1,09,50,000	38,00,000	-	-	6,02,998	1,53,52,998
The Nilgiris	43,50,000	19,25,000	13,770	-	4,03,932	66,92,702
Theni	48,50,000	21,50,000	-	-	2,22,520	72,22,520
Thirupur	71,00,000	21,25,000	-	-	3,61,951	95,86,951
Tiruvallur	1,18,50,000	43,00,000	-	-	5,03,735	1,66,53,735
Tiruvarur	66,50,000	26,25,000	-	-	3,02,130	95,77,130
Thoothukudi	40,00,000	14,25,000	-	-	2,16,905	56,41,905
Trichy	97,00,000	31,50,000	19,033	600	5,55,938	1,34,25,571
Tirunelveli	78,00,000	32,50,000	-	-	3,70,715	1,14,20,715
Thiruvannamalai	1,63,00,000	57,00,000	12,500	15,000	6,83,570	2,27,11,070
Vellore	1,67,50,000	65,00,000	12,500	-	6,67,782	2,39,30,282
Villupuram	1,73,50,000	56,75,000	-	-	8,27,228	2,38,52,228
Virudhunagar	87,00,000	27,25,000	-	-	4,20,590	1,18,45,590
Total	28,34,45,164	10,22,80,200	1,07,458	25,600	1,37,55,925	39,96,14,347



RASHTRIYA MADHYAMIK SHIKSHA ABHIYAN, TAMILNADU
Consolidated Utilization Certificate for the year ended 31.03.2013

(In Rupees)				
S. No.	Particulars	Central Share	State Share	Total
1.	Opening balance at the beginning of the financial year (as on 1.4.2012)			1690979238
2	Details of funds received during the year 2012-13			
2.1	No.F.1-68/2012-RMSA.1(A) GOI, MHRD Dept. School Education & Literacy School – 1Section Dated: 17 September 2012	24,00,00,000		24,00,00,000
2.2	No.F.1-68/2012-RMSA.1(B) GOI, MHRD Dept. School Education & Literacy School – 1Section Dated: 17 September 2012	86,05,71,000		86,05,71,000
2.3	G.O.(MS).No.293 School Education Department (C2) Section Dated:21 November 2012		36,68,57,000	36,68,57,000
2.4	No.F.1-68/2012-RMSA.1(General) GOI, MHRD Dept. School Education & Literacy School – 1Section Dated: 25 February 2013	55,38,12,000		55,38,12,000
2.5	No.F.1-68/2012-RMSA.1(SCPSC) GOI, MHRD Dept. School Education & Literacy School – 1Section Dated: 25 February 2013	14,96,80,000		14,96,80,000
2.6	No.F.1-68/2012-RMSA.1 (STSP) GOI, MHRD Dept. School Education & Literacy School – 1Section Dated: 25 February 2013	73,24,000		73,24,000
2.7	G.O.(MS).No.42 School Education Department (C2) Section Dated: 14 March 2013		23,69,38,666	23,69,38,666
2.5	No.F.1-40/2010-Sch.1(A) GOI, MHRD Dept. School Education & Literacy School - 1Section Dated: 13 July 2012	75,00,00,000		75,00,00,000
2.6	No.F.1-40/2010-Sch.1(A) GOI, MHRD Dept. School Education & Literacy School - 1Section Dated: 13 July 2012	20,00,00,000		20,00,00,000
2.7	G.O.(MS).No.147 School Education Department (C2) Section Dated: 19 July 2012		7,97,02,000	7,97,02,000
2.8	G.O.(MS).No.258 School Education Department (C2) Section Dated: 11 September 2012		31,66,66,667	31,66,66,667
3.	Total Grant	2,76,13,87,000	1,00,01,64,333	3,76,15,51,333
4.	Other receipts/interest			9,42,07,675



5.	Total fund available (Sl. 1+3+4)			5,54,67,38,246
6.	Expenditure (grant in aid general)			2,54,52,63,339
7.	Expenditure – Non Recurring (grants for creation of capital assets)			24,88,04,396
8.	Total expenditure (Sr. No.6+7)			2,79,40,67,735
9.	Balance as on 31.03.2013			2752670511
9.1	Cash Balance at District Level		Nil	
9.2	Bank Balance at State Level		1,06,31,28,447	
9.3	Bank Balance at District Level		1,54,69,55,968	
9.4	Unadjusted advances at District Level		14,24,53,038	
9.5	Expenditure Excluded at Para 6 is to be borne by State Level (Exposure Visit and Bridge Course Expenses)		1,33,058	

1. Certified that out of **Rs. 2,76,13,87,000/-** (Rupees Two Hundred Seventy Six Crores Thirteen Lakhs and Eighty Seven Thousand) of grant-in-aid sanctioned during the year 2012-13 in favour of State project Director, State Mission of Rashtriya Madhyamik Shiksha Abhiyan, Tamil Nadu, vide Ministry of Human Resource Development, Department of School Education and Literacy School – 1 Section, New Delhi., **Rs. 1,00,01,64,333/-** (Rupees One Hundred Crores One Lakhs Sixty Four Thousand Three Hundred and Thirty Three only)- Sanctioned by the Government of Tamil Nadu and **Rs. 9,42,07,675/-** (Rupees Nine Crore Forty Two Lakhs Seven Thousand Six Hundred and Seventy Five Only) on account of Interest earned and Other receipts during the period 2012-13 and **Rs. 1690979238** (Rupees One Hundred Sixty Nine Crores Nine Lakhs Seventy Nine Thousand Two Hundred and Thirty Eight Only) on account of unspent balances of the previous year, a sum of **Rs. 2,79,40,67,735/-** (Rupees Two Hundred Seventy Nine Crores Forty Lakhs Sixty Seven Thousand Seven Hundred and Thirty Five only) has been utilized for the purpose for which it was sanctioned and that balance of **Rs. 2,75,267,051/-** (Rupees Two Hundred Seventy Five Crores Twenty Six Lakhs Seventy Thousand Five Hundred and Eleven Only) remains unutilized at the end of the year.
2. Certified that we have satisfied myself that the conditions on which the grants-in-aid was sanctioned have been duly fulfilled and that I have exercised the following checks to see that the money was actually utilized for the purpose for which it was sanctioned.



3. Kinds of checks exercised

- i. Audited Statement of Accounts
- ii. Utilization received from executing units
- iii. Progress Report

For Tamilnadu State Mission of RashtriyaMadhyamikShikshaAbiyan



A. Sankar
Project Director



AUDITORS' CERTIFICATE

We have verified the above statement with the books and records produced before us for our verification and found the same has been drawn in accordance therewith.

For G. Natesan & Co.,
Chartered Accountants
FRN 0024245



(S. Latha)
Partner
Membership No: 202738
Place : Chennai – 18.
Date:

S.LATHA, B.Com., F.C.A.
M.NO : 202738
Partner - **G.NATESAN & CO.,**
Chartered Accountants
7/1, Fourth Street, Abiramapuram,
CHENNAI - 600 018.

	INDEX
S No.	Particulars
	RMSA - Recurring Grant 2012-13
1.	Receipts & Payments Account
2.	Income & Expenditure Account
3.	Balance Sheet
4.	Financial Statement
5.	Utilisation Certificate

RASHTRIYA MADHYAMIK SHIKSHA ABHIYAN (RMSA) - TAMILNADU
RASHTRIYA MADHYAMIK SHIKSHA ABHIYAN (RMSA) - RECURRING GRANT
RECEIPTS & PAYMENT ACCOUNT FOR THE YEAR ENDED 31ST MARCH 2013

Receipts	Particulars	Sub	2012-13		2011-12	Particulars	Sub	2011-12	
			Amount (Rs.)	Amount (Rs.)				Amount (Rs.)	Amount (Rs.)
To	Opening Balance								
-	Bank Balance - State Level	a	97,59,96,428	13,33,61,704	-	Refilled to SMDC	h	38,19,42,813	44,19,65,026
-	Bank Balance at EDC Level	b	5,40,398	63,515	-	Recurring Grant Payments	i	1,18,54,196	81,29,72,349
-	Funds in Transit	c	-	-	-	MWEP Payments	j	9,00,12,562	9,08,03,195
-	Cash in Hand	d	78	2,078	-	Fixed Assets	k	5,26,408	-
To	Received from Govt of India					Model School Payments		-	33,915
-	Grants in aid - Recurring		1,83,13,87,000	1,69,85,29,090	-	Federal Advanced Paid	f	1,25,000	21,000
-	Grants in aid - Non Recurring		-	-	-	Training Expenses for NUIEPA		1,70,000	5,78,178
-	Grants in aid - MWEP		-	-	-	Salary Reimbursement		2,05,34,41,621	-
To	Received from Govt Of Tamil Nadu					Over all Training Expenses		18,28,429	-
-	Grants in Aid - Recurring		80,37,95,666	58,47,40,880	By	Funds Transferred to MWEP		-	2,25,54,319
-	Grants in Aid - Non Recurring		-	-	-	Funds Transferred to MWEP		-	7,63,98,949
-	Grants in Aid - MWEP		-	-	-	Fuel Deposit		35,782	-
To	Other Receipts Recurring Grant					Fund Transferred to Recurring Grant		-	50,000
-	Cashless Deposit - Recurring Grant		10,000	-	-	Advance Repaid		-	2,127
-	Scale Cheques - Recurring Grant		76,428	-	-				
-	Bank Interest	e	7,64,64,463	3,37,96,615	-				
-	Festival Advance Recovered	f	40,500	16,400	-				
To	Model School Expenditure Reimbursed				By	Closing Balance			-
-	Advance Return from SMDC (p)	g	55,915	60,091	-	Bank Balance	i	92,45,47,717	87,59,96,429
-	Miscellaneous Receipts	h	30,54,588	2,062	-	Bank Balance at EDC Level		-	5,49,198
-	Funds Received From NUIEPA		1,70,000	5,78,378	-	Cash in Hand		-	78
-	Pudukottai Tour Refund		4,630	-	-	Funds in Transit		-	-
-	MWEP Expenditure Reimbursed		-	3,78,698	-				
-	Preparatory Grant		-	-	-				
-	Funds Transfer to Recurring Grant		-	2,25,54,319	-				
-	PA Recovery (Earlier years - DDC and SMDC)		6,000	-	-				
-	Annual Work Plan - Kanyakumari		2,72,846	-	-				
-	Transfer from MWEP		-	50,000	-				
GRAND TOTAL			3,47,04,83,675	2,52,59,23,660		GRAND TOTAL		3,47,04,83,675	2,52,59,23,660



As per our report of even date annexed,
 For G. Natesan & Co.,
 Chartered Accountants (Firm No. 0004245)



Latha S
 Partner M.No : 202738

Place: Chennai-18
 Date: 22.01.2014


**RASHTRIYA MADHYAMIK SHIKSHA ABHIYAN (RMSA)- RECURRING GRANT
INCOME AND EXPENDITURE ACCOUNT FOR THE YEAR ENDED 31ST MARCH 2013**

Expenditure Particulars	Sch	2012-13		2011-12		Income Particulars	2012-13		2011-12	
		Amount (Rs.)	Amount (Rs.)	Amount (Rs.)	Amount (Rs.)		Amount (Rs.)	Amount (Rs.)	Amount (Rs.)	Amount (Rs.)
To Recurring grant-amount paid to the district.						By Recurring grant				
Annual School Grant	o	28,34,45,164		28,38,00,101		fund received from government of India	1,81,13,87,000		1,69,85,29,090	
School Minor Repairs Expenses		10,22,80,300		10,20,39,489		fund received from state government	60,37,95,666		63,44,20,680	
Bridge Course Expenses		1,07,458		6,21,03,426						
Exposure Visit Expenses		25,600		7,55,52,923		By Other Receipts	4,40,624		1,482	
Training Grant Expenses		1,37,55,925		7,31,67,100		By Non recurring grant				
Recurring Grant						fund from government of India				
salary reimburs			2,05,34,41,621			fund received from state government				
Training Expenses			18,01,429							
New School Staff Salary				76,42,37,323						
Fund Transfer to Non Recurring				7,63,96,949		By MMER				
Fund Transfer to MMER				2,25,54,319		MMER Account			5,25,07,179	
						Interest Received-MMER	7,64,64,463		3,37,95,131	
To MMER Grant						Funds received from NUEPA	1,70,000		5,78,178	
MMER Expenditure			9,00,12,592	9,08,13,195		Miscellaneous receipts	10,59,718		2,062	
Training Expenses for NUEPA			1,70,000	5,78,178		FA (Earlier Years)	6,000			
Fund Transferred to Recurring Grant				50,000		Annual Work Plan - Kanniyakumari	2,72,846			
Transfer to Preparatory						Unspent Grant Amount - Madurai	1,79,214			
						Transfer from MMER			50,000	
To Excess of income over expenditures			(5,12,64,458)	89,11,45,120		Fund Transferred from Recurring Grant			2,25,54,319	
GRAND TOTAL			2,49,37,75,531	2,44,24,38,123		GRAND TOTAL	2,49,37,75,531		2,44,24,38,123	

As per our report of even date annexed,
For G.Natesan&Co,
Chartered Accountants (FRN 0024245)

G.Natesan
Latha S
Partner M.No : 202738

Place: Chennai-18
Date: 22.01.2014


Mission of Rashtriya Madhyamik Shiksha Abhiyan
A.Sankar
Project Director


Chartered Accountants
Chennai-18

RASHTRIYA MADHYAMIK SHIKSHA ABHIYAN (RMSA)- RECURRING GRANT
BALANCE SHEET AS AT 31ST MARCH 2013

Liabilities	Sch	2012-13 Amount (Rs.)	2011-12 Amount (Rs.)	Assets Particulars	Sch	2012-13 Amount (Rs.)	2011-12 Amount (Rs.)
Capital Fund				Fixed assets	m	80,85,276	75,58,868
Opening Balance		98,49,36,291	9,31,53,125				
Adjustment		Nil	6,38,046				
(+) Current year Surplus		-5,12,64,458	89,11,45,120	Current Assets			5,49,198
Closing Balance		93,36,71,833	98,49,36,291	Bank balance at EDC level			
				Bank balance at State level	l	92,45,47,737	97,59,96,429
				Cash in Hand			78
				Funds in transit			
Current Liabilities and Provisions				Receivable from Model School A/C		500	34,415
Advance Payable To ID (Thanjavur)		1,000	1,500	Receivables from Girls Hostel Fund		10,500	10,500
MIMER				Training Advance		25,000	
				Deposits		36,782	
Recurring Grant				Unadjusted Advances	n	9,57,966	7,75,303
State Government Excess Share		86,428	-	Festival Advance	f	95,500	13,000
Grant Model School				Others			
				Irregular Payment - T.Arasapatti SMDC			
				Furniture at T.Arasapatti SMDC			
GRAND TOTAL		93,37,59,261	98,49,37,791	GRAND TOTAL		93,37,59,261	98,49,37,791

As per our report of even date annexed,
For G. Natesan & Co.,
Chartered Accountants (FBN 0024245)

Latha S

Partner M.No : 202738

Place: Chennai-18

Date: 22.03.2014

For Tamilnadu State Mission of Rashtriya Madhyamik Shiksha Abhiyan



RASHTRIYA MADHYAMIK SHIKSHA ABHIYAN (RMSA)-RECURRING GRANT
SOURCES AND APPLICATION OF FUNDS STATEMENT FOR THE YEAR 2012-2013

Sources		Amount Rs.
Opening balance		
Cash		78
Bank		97,65,45,627
Funds in Transit		-
Unadjusted Advance		8,33,218
Total (A)		97,73,78,923
Receipts		
Funds received from Govt of India		1,81,13,87,000
Funds received from Govt of Tamilnadu		60,37,95,666
Model School Grant Received in NRG		
Non-Recurring Grant - Unadjusted advances (Nagapattinam) rectification		
Bank Interest		7,64,64,463
Other Receipts		22,14,330
Total (B)		2,49,38,61,459
TOTAL SOURCES (A)+(B)		3,47,12,40,382
Application		
Expenditure		
Salary and Other MMER Costs		2,05,34,41,621
Training Expenses for NUEPA		1,70,000
School Annual Grant Expenditure		28,34,45,164
School Minor Repair Grant		10,22,80,200
Training Grant		1,37,55,925
Training Expenses		18,01,429
Exposure Visit & Bridge Course (To be borne by State)		1,33,058
MMER Payments		9,00,12,592
Fixed Assets		5,26,408
Other Payments		-
Total (C)		2,54,55,66,397
Closing balance		
Bank		92,45,47,737
Unadjusted Advances		11,26,248
Total (D)		92,56,73,985
TOTAL APPLICATION (C)+(D)		3,47,12,40,382

For G.Natesan&Co,

Chartered Accountants (FRN 002424S)

[Signature]
 Latha.S
 Partner M.No : 202738

Place: Chennai-18
 Date: 22.01.2014



For Tamilnadu State Mission of Rashtriya Madhyamik Shiksha Abhiyan

[Signature]
 A.Sankar
 Project Director



RASHTRIYA MADHYAMIK SHIKSHA ABHIYAN (RMSA)- RECURRING GRANT

Schedule a - Opening Bank Balances

Place	Recurring	Non Recurring	MMER	Preparatory	Total
State Office, Chennai	73,45,66,347	-	500	-	73,45,66,847
Ariyalur	39,56,672	-	2,59,729	-	42,16,401
Chennai DPO	63,97,090	-	6,80,388	-	70,77,478
Coimbatore	77,27,678	-	2,03,304	-	79,30,982
Cuddalore	84,88,733	-	4,32,855	-	89,21,588
Dharmapuri	67,99,974	-	78,672	-	68,78,646
Dindigul	60,64,975	-	2,73,754	-	63,38,729
Erode	54,78,698	-	11,25,356	-	66,04,054
Kancheepuram	90,64,267	-	8,14,851	-	98,79,118
Kanniyakumari	50,57,329	-	2,81,748	-	53,39,077
Karur	34,99,223	-	7,05,441	-	42,04,664
Krishnagiri	90,22,695	-	6,57,550	-	96,80,245
Madurai	76,62,060	-	4,77,955	-	81,40,015
Nagapattinam	71,77,651	-	9,82,278	-	81,59,929
Namakkal	55,59,879	-	5,60,200	-	61,20,079
Perambalur	28,05,763	-	3,35,338	-	31,41,101
Pudukottai	76,91,052	-	8,42,761	-	85,33,813
Ramanathapuram	37,23,353	-	5,63,514	-	42,86,867
Salem	1,03,86,972	-	2,04,241	-	1,05,91,213
Sivagangai	49,76,738	-	5,65,935	-	55,42,673
Thanjavur	94,56,026	-	6,90,844	-	1,01,46,870
The Nilgiris	42,94,013	-	5,20,237	-	48,14,250
Theni	44,17,089	-	7,11,735	-	51,28,824
Thirupur	61,44,435	-	3,51,080	-	64,95,515
Tiruvallur	92,82,217	-	4,84,925	-	97,67,142
Tiruvarur	57,02,387	-	4,98,904	-	62,01,291
Thoothukudi	34,59,058	-	4,44,460	-	39,03,518
Trichy	81,24,592	-	8,68,912	-	89,93,504
Tirunelveli	46,23,249	-	4,61,718	-	50,84,967
Thiruvannamalai	1,36,03,593	-	2,28,947	-	1,38,32,540
Vellore	1,35,28,348	-	4,64,785	-	1,39,93,133
Villupuram	1,36,15,058	-	6,36,596	-	1,42,51,654
Virudhunagar	68,19,256	-	4,10,446	-	72,29,702
Total	95,91,76,470	-	1,68,19,959	-	97,59,96,429

RASHTRIYA MADHYAMIK SHIKSHA ABHIYAN (RMSA)- RECURRING GRANT

Schedule b - Bank Balance at EDC Level

Place	Recurring	Non Recurring	MMER	Preparatory	Total
State Office, Chennai	-		-		-
Ariyalur	-		-		-
Chennai DPO	-		-		-
Coimbatore	-		-		-
Cuddalore	-		-		-
Dharmapuri	-		-		-
Dindigul	55,666		-		55,666
Erode	-		-		-
Kancheepuram	-		-		-
Kanniyakumari	-		18,850		18,850
Karur	-		-		-
Krishnagiri	-		-		-
Madurai	-		-		-
Nagapattinam	2,17,252		-		2,17,252
Namakkal	-		-		-
Perambalur	-		-		-
Pudukottai	-		-		-
Ramanathapuram	-		-		-
Salem	-		-		-
Sivagangai	-		-		-
Thanjavur	1,19,958		-		1,19,958
The Nilgiris	-		-		-
Theni	-		-		-
Thirupur	-		-		-
Tiruvallur	-		-		-
Tiruvarur	61		-		61
Thoothukudi	-		1,37,411		1,37,411
Trichy	-		-		-
Tirunelveli	-		-		-
Thiruvannamalai	-		-		-
Vellore	-		-		-
Villupuram	-		-		-
Virudhunagar	-		-		-
Total	3,92,937		1,56,261		5,49,198



RASHTRIYA MADHYAMIK SHIKSHA ABHIYAN (RMSA)- RECURRING GRANT

Schedule c - Funds in transit

Place	Recurring	Non Recurring	MMER	Preparatory	Total
State Office, Chennai	-	-	-		-
Ariyalur	-	-			-
Chennai DPO	-	-			-
Coimbatore	-	-			-
Cuddalore	-	-			-
Dharmapuri	-	-			-
Dindigul	-				-
Erode	-	-			-
Kancheepuram	-	-			-
Kanniyakumari	-	-			-
Karur	-				-
Krishnagiri	-	-			-
Madurai	-				-
Nagapattinam	-				-
Namakkal	-				-
Perambalur	-	-			-
Pudukottai	-				-
Ramanathapuram	-				-
Salem	-	-			-
Sivagangai	-				-
Thanjavur	-				-
The Nilgiris	-				-
Theni	-				-
Thirupur	-				-
Tiruvallur	-				-
Tiruvarur	-	-			-
Thoothukudi	-	-			-
Trichy	-				-
Tirunelveli	-				-
Thiruvannamalai	-				-
Vellore	-				-
Villupuram	-				-
Virudhunagar	-	-			-
Total	-	-	-	-	-



RASHTRIYA MADHYAMIK SHIKSHA ABHIYAN (RMSA)- RECURRING GRANT

Schedule d - cash in hand

Place	Recurring	Non Recurring	MMER	Preparatory	Total
State Office, Chennai	-	-	-	-	-
Ariyalur	-	-	-	-	-
Chennai DPO	-	-	-	-	-
Coimbatore	-	-	-	-	-
Cuddalore	-	-	-	-	-
Dharmapuri	-	-	-	-	-
Dindigul	-	-	-	-	-
Erode	-	-	-	-	-
Kancheepuram	-	-	-	-	-
Kanniyakumari	-	-	-	-	-
Karur	-	-	-	-	-
Krishnagiri	-	-	-	-	-
Madurai	-	-	-	-	-
Nagapattinam	-	-	-	-	-
Namakkal	-	-	-	-	-
Perambalur	-	-	-	-	-
Pudukottai	-	-	-	-	-
Ramanathapuram	-	-	-	-	-
Salem	-	-	-	-	-
Sivagangai	-	-	-	-	-
Thanjavur	-	-	-	-	-
The Nilgiris	-	-	-	-	-
Theni	-	-	-	-	-
Thirupur	-	-	-	-	-
Tiruvallur	-	-	-	-	-
Tiruvarur	78	-	-	-	78
Thoothukudi	-	-	-	-	-
Trichy	-	-	-	-	-
Tirunelveli	-	-	-	-	-
Thiruvannamalai	-	-	-	-	-
Vellore	-	-	-	-	-
Villupuram	-	-	-	-	-
Virudhunagar	-	-	-	-	-
Total	78	-	-	-	78

RASHTRIYA MADHYAMIK SHIKSHA ABHIYAN (RMSA)- RECURRING GRANT**Schedule e - Bank Interest**

Place	Bank Interest	Miscellaneous Receipts
State Office, Chennai	6,81,01,700	26,862
Ariyalur	1,06,207	1,939
Chennai DPO	1,46,303	-
Coimbatore	2,05,632	80,881
Cuddalore	2,39,502	3,834
Dharmapuri	2,16,116	-
Dindigul	2,19,767	1,96,619
Erode	4,64,875	23,655
Kancheepuram	2,51,246	-
Kanniyakumari	1,57,747	1,880
Karur	2,74,451	-
Krishnagiri	3,07,441	1,580
Madurai	2,27,487	28,270
Nagapattinam	6,24,014	6,171
Namakkal	1,31,966	-
Perambalur	93,272	-
Pudukottai	6,47,409	-
Ramanathapuram	4,23,420	-
Salem	2,29,246	-
Sivagangai	1,82,607	1,820
Thanjavur	4,02,262	-
The Nilgiris	1,28,500	-
Theni	1,23,135	-
Thirupur	1,20,154	-
Tiruvallur	3,45,593	270
Tiruvannamalai	2,58,903	-
Thoothukudi	1,12,597	20,022
Trichy	2,80,217	-
Tirunelveli	1,47,225	-
Thiruvannamalai	3,90,881	87,231
Vellore	3,70,542	5,73,554
Villupuram	2,85,528	-
Virudhunagar	2,48,518	-
Total	7,64,64,463	10,54,588



RASHTRIYA MADHYAMIK SHIKSHA ABHIYAN (RMSA)- RECURRING GRANT

Schedule f - Festival Advance

Place	Opening	Issued	Recovered	Closing
State Office, Chennai	7,400	55,000	31,900	✓ 30,500
Ariyalur	-	10,000	4,000	6,000
Chennai DPO	-	20,000	2,000	18,000
Coimbatore	-	-	-	-
Cuddalore	-	-	-	-
Dharmapuri	-	-	-	-
Dindigul	-	-	-	-
Erode	-	-	-	-
Kancheepuram	-	-	-	-
Kanniyakumari	-	-	-	-
Karur	-	5,000	2,000	3,000
Krishnagiri	4,600	-	4,600	-
Madurai	-	-	-	-
Nagapattinam	-	-	-	-
Namakkal	-	-	-	-
Perambalur	1,000	10,000	5,000	6,000
Pudukottai	-	-	-	-
Ramanathapuram	-	-	-	-
Salem	-	-	-	-
Sivagangai	-	-	-	-
Thanjavur	-	-	-	-
The Nilgiris	-	-	-	-
Theni	-	-	-	-
Thirupur	-	-	-	-
Tiruvallur	-	10,000	-	10,000
Tiruvarur	-	-	-	-
Thoothukudi	-	-	-	-
Trichy	-	15,000	-	15,000
Tirunelveli	-	-	-	-
Thiruvannamalai	-	-	-	-
Vellore	-	-	-	-
Villupuram	-	-	-	-
Virudhunagar	-	-	-	-
Total	13,000	1,25,000	49,500	88,500

RASHTRIYA MADHYAMIK SHIKSHA ABHIYAN (RMSA)- RECURRING GRANT

Schedule g - Model School A/c

Place	Opening Balance	Funds Expended on Account of Model School	Received from Model School A/c	Closing Balance
State Office, Chennai	500	-	-	500
Ariyalur	-	-	-	-
Chennai DPO	-	-	-	-
Coimbatore	-	-	-	-
Cuddalore	-	-	-	-
Dharmapuri	-	-	-	-
Dindigul	-	-	-	-
Erode	331	-	331	-
Kancheepuram	-	-	-	-
Kanniyakumari	-	-	-	-
Karur	-	-	-	-
Krishnagiri	33,584	-	33,584	-
Madurai	-	-	-	-
Nagapattinam	-	-	-	-
Namakkal	-	-	-	-
Nirambalur	-	-	-	-
Pudukottai	-	-	-	-
Ramanathapuram	-	-	-	-
Salem	-	-	-	-
Sivagangai	-	-	-	-
Thanjavur	-	-	-	-
The Nilgiris	-	-	-	-
Theni	-	-	-	-
Thirupur	-	-	-	-
Tiruvallur	-	-	-	-
Tiruvannamalai	-	-	-	-
Tiruvengur	-	-	-	-
Tiruthuvadi	-	-	-	-
Tirunelveli	-	-	-	-
Thiruvannamalai	-	-	-	-
Vellore	-	-	-	-
Villupuram	-	-	-	-
Virudhunagar	-	-	-	-
Total	34,415	-	33,915	500



RASHTRIYA MADHYAMIK SHIKSHA ABHIYAN (RMSA)- RECURRING GRANT

Schedule f - Funds Released to SMDC

Place	Annual School Grant	Minor Repairs Grant	Bridge Course Grant	Pet	Combined	Total
State Office, Chennai	-	-	-	-	-	-
Ariyalur	53,50,000	18,50,000	-	-	-	72,00,000
Chennai DPO	50,00,000	23,25,000	-	-	-	73,25,000
Coimbatore	88,50,000	37,25,000	-	-	-	1,25,75,000
Cuddalore	1,11,00,005	38,50,000	21,923	-	-	1,49,71,928
Dharmapuri	1,01,50,000	32,00,000	-	-	-	1,33,50,000
Dindigul	77,50,000	24,50,000	-	-	-	1,02,00,000
Erode	81,50,000	29,75,000	-	22,196	-	1,11,47,196
Kancheepuram	1,20,50,000	46,00,000	-	-	-	1,66,50,000
Kanniyakumari	66,50,000	31,50,000	-	-	-	98,00,000
Karur	50,50,000	18,50,000	-	-	-	69,00,000
Krishnagiri	1,26,00,000	39,00,000	-	-	-	1,65,00,000
Madurai	97,00,000	34,50,000	-	-	-	1,31,50,000
Nagapattinam	78,50,000	27,25,000	-	-	-	1,05,75,000
Namakkal	72,50,000	28,00,000	-	-	-	1,00,50,000
Perambalur	39,00,000	12,75,000	-	-	-	51,75,000
Pudukottai	1,00,00,000	35,00,000	2,732	13,098	-	1,35,15,830
Ramanathapuram	63,50,000	19,75,000	-	-	-	83,25,000
Salem	1,27,00,000	48,75,000	-	-	-	1,75,75,000
Sivagangai	65,50,000	24,75,000	-	-	-	90,25,000
Thanjavur	1,09,50,000	38,00,000	-	28,800	-	1,47,78,800
The Nilgiris	43,50,000	19,25,000	13,770	1,42,606	-	64,31,376
Theni	48,50,000	21,50,000	-	-	-	70,00,000
Thirupur	71,00,000	21,25,000	-	-	-	92,25,000
Tiruvallur	1,18,50,000	43,00,000	-	-	-	1,61,50,000
Tiruvarur	66,50,000	26,25,000	-	-	-	92,75,000
Thoothukudi	40,00,000	14,25,000	-	-	-	54,25,000
Trichy	97,00,000	31,50,000	19,033	3,650	-	1,28,72,683
Tirunelveli	78,00,000	32,50,000	-	-	-	1,10,50,000
Thiruvannamalai	1,63,00,000	57,00,000	12,500	-	-	2,20,12,500
Vellore	1,67,50,000	65,00,000	12,500	-	-	2,32,62,500
Villupuram	1,73,50,000	56,75,000	-	-	-	2,30,25,000
Virudhunagar	87,00,000	27,25,000	-	-	-	1,14,25,000
Total	28,33,50,005	10,23,00,000	82,458	2,10,350	-	38,59,42,813



RASHTRIYA MADHYAMIK SHIKSHA ABHIYAN (RMSA)- RECURRING GRANT

Schedule i - Recurring Grant Payments

Place	Exposure Visit Exps	Training Exps	Induction	SMDC	FAT a/c	Amount Return to Spd	Total
State Office, Chennai	-				-	-	-
Ariyalur	-	42,560	78,030	1,45,300	-	39,56,672	2,65,890
Chennai DPO	-	1,03,741	-	1,30,371	-	64,30,590	2,34,112
Coimbatore	-	1,11,390	79,820	1,65,696	-	77,27,678	3,56,906
Cuddalore	10,000	5,51,730	-	-	25,500	86,07,310	5,87,230
Dharmapuri	-	3,07,930	2,38,580	2,21,725	-	67,97,974	7,68,235
Dindigul	-	1,36,780	87,301	1,55,545	-	60,54,290	3,79,626
Erode	-	1,12,193	1,65,160	2,12,475	-	54,22,021	4,89,828
Kancheepuram	-	89,560	1,26,520	2,49,200	-	90,64,267	4,65,280
Kanniyakumari	-	88,430	68,000	1,57,315	2,72,846	50,57,325	5,86,591
Karur	-	38,320	74,010	1,17,480	-	34,99,223	2,29,810
Krishnagiri	-	71,190	1,80,380	3,00,195	-	90,60,195	5,51,765
Madurai	-	1,38,492	40,310	1,84,861	-	76,62,060	3,63,663
Nagapattinam	-	73,400	-	1,73,894	1,22,770	73,46,990	3,70,064
Namakkal	-	76,060	1,08,620	1,52,920	15,809	55,44,071	3,53,409
Perambalur	-	33,400	37,670	1,07,555	-	28,05,763	1,78,625
Pudukottai	-	41,210	1,31,616	1,86,741	14,606	76,90,782	3,74,173
Ramanathapuram	-	72,076	68,630	1,59,206	-	35,44,378	2,99,912
Salem	-	1,51,530	2,59,520	2,79,392	-	1,03,86,972	6,90,442
Sivagangai	-	66,900	81,510	1,31,563	-	43,76,738	2,79,973
Thanjavur	-	1,49,475	1,71,500	2,17,565	35,658	94,44,110	5,74,198
The Nilgiris	-	1,36,577	26,030	95,080	13,639	40,33,143	2,71,326
Theni	-	56,870	37,670	1,27,980	-	43,67,089	2,22,520
Thirupur	-	76,830	1,16,643	1,68,474	-	61,56,127	3,61,947
Tiruvallur	-	1,21,750	1,28,180	2,53,805	-	92,04,420	5,03,735
Tiruvarur	-	50,920	98,330	1,52,880	-	56,99,637	3,02,130
Thoothukudi	-	67,610	43,830	92,965	-	27,34,058	2,04,405
Trichy	-	1,05,188	1,07,070	2,38,050	1,53,305	78,59,602	6,03,613
Tirunelveli	-	1,22,210	76,970	1,71,535	-	45,11,542	3,70,715
Thiruvannamalai	15,000	82,020	2,00,000	4,01,550	-	1,32,26,093	6,98,570
Vellore	-	1,26,150	1,29,060	4,12,572	-	1,31,66,398	6,67,782
Villupuram	-	2,99,188	-	4,45,020	83,020	1,36,18,624	8,27,228
Virudhunagar	-	1,06,100	1,40,970	1,73,520	-	71,29,772	4,20,590
Total	25,000	38,07,780	31,01,930	61,82,430	7,37,153	22,21,85,914	1,38,54,293



Schedule j - MMER Payments

Place	Amt (Rs)
State Office, Chennai	1,02,06,386
Ariyalur	24,97,789
Chennai DPO	28,91,769
Coimbatore	23,06,775
Cuddalore	26,93,575
Dharmapuri	19,20,155
Dindigul	23,45,561
Erode	23,90,597
Kancheepuram	30,15,156
Kanniyakumari	30,23,691
Karur	16,23,463
Krishnagiri	25,97,996
Madurai	34,44,220
Nagapattinam	20,86,089
Namakkal	18,95,564
Perambalur	17,66,206
Pudukottai	23,70,586
Ramanathapuram	21,13,512
Salem	21,78,907
Sivagangai	19,12,980
Thanjavur	39,06,927
The Nilgiris	21,84,137
Theni	26,11,878
Thirupur	10,90,902
Tiruvallur	27,87,943
Tiruvarur	19,83,375
Thoothukudi	25,84,521
Trichy	30,70,191
Tirunelveli	38,11,713
Thiruvannamalai	26,09,588
Vellore	27,31,176
Villupuram	26,22,832
Virudhunagar	27,36,432
Total	9,00,12,592

3428597

3965561

39,55,005



RASHTRIYA MADHYAMIK SHIKSHA ABHIYAN (RMSA)- RECURRING GRANT**Schedule k - MMER Fixed Assets**

Place	Opening Balance Amount	Addition Amount	Total
State Office, Chennai	9,01,008	3,59,214	12,60,222
Ariyalur	6,75,000	-	6,75,000
Chennai DPO	2,82,000	-	2,82,000
Coimbatore	1,75,000	-	1,75,000
Cuddalore	1,75,000	-	1,75,000
Dharmapuri	1,25,000	-	1,25,000
Dindigul	1,75,000	-	1,75,000
Erode	1,75,000	-	1,75,000
Kancheepuram	1,75,000	41,770	2,16,770
Kanniyakumari	2,25,000	-	2,25,000
Karur	1,25,000	-	1,25,000
Krishnagiri	1,75,000	41,770	2,16,770
Madurai	2,25,000	-	2,25,000
Nagapattinam	1,75,000	-	1,75,000
Namakkal	1,25,000	-	1,25,000
Perambalur	1,25,000	-	1,25,000
Pudukottai	1,75,000	-	1,75,000
Ramanathapuram	1,75,000	-	1,75,000
Salem	1,75,000	-	1,75,000
Sivagangai	1,75,000	-	1,75,000
Thanjavur	2,25,000	-	2,25,000
The Nilgiris	1,75,000	-	1,75,000
Theni	1,76,260	-	1,76,260
Thirupur	6,25,000	-	6,25,000
Tiruvallur	1,75,000	-	1,75,000
Tiruvarur	1,25,000	-	1,25,000
Thoothukudi	1,74,600	-	1,74,600
Trichy	2,25,000	-	2,25,000
Tirunelveli	2,25,000	21,000	2,46,000
Thiruvannamalai	1,75,000	-	1,75,000
Vellore	1,75,000	41,769	2,16,769
Villupuram	1,75,000	-	1,75,000
Virudhunagar	1,75,000	20,885	1,95,885
Total	75,58,868	5,26,408	80,85,276



RASHTRIYA MADHYAMIK SHIKSHA ABHIYAN (RMSA)- RECURRING GRANT**Schedule I - Closing Bank Balances**

Place	RG	MMER	Total ✓
State Office, Chennai	87,80,05,785	-	87,80,05,785
Ariyalur	2,90,090	1,70,120	4,60,210
Chennai DPO	12,60,388	5,71,633	18,32,021
Coimbatore	8,87,464	9,14,543	18,02,007
Cuddalore	7,61,335	6,50,876	14,12,211
Dharmapuri	4,11,265	3,55,068	7,66,333
Dindigul	7,52,830	5,35,139	12,87,969
Erode	5,26,063	13,40,550	18,66,613
Kancheepuram	11,12,800	4,90,961	16,03,761
Kanniyakumari	7,56,315	4,67,458	12,23,773
Karur	4,00,655	7,41,238	11,41,893
Krishnagiri	5,23,870	8,36,683	13,60,553
Madurai	9,85,932	5,49,905	15,35,837
Nagapattinam	7,20,239	15,44,529	22,64,768
Namakkal	5,62,510	3,76,883	9,39,393
Perambalur	2,63,745	2,64,462	5,28,207
Pudukottai	7,62,532	8,48,507	16,11,039
Ramanathapuram	6,21,963	4,68,460	10,90,423
Salem	10,53,043	4,69,634	15,22,677
Sivagangai	11,24,947	11,56,667	22,81,614
Thanjavur	9,53,576	10,67,340	20,20,916
The Nilgiris	2,99,868	4,08,296	7,08,164
Theni	4,01,970	3,53,695	7,55,665
Thirupur	5,92,638	10,07,332	15,99,970
Tiruvallur	9,10,412	4,27,025	13,37,437
Tiruvarur	3,88,439	4,92,561	8,81,000
Thoothukudi	12,48,810	4,97,085	17,45,895
Trichy	9,87,294	9,45,088	19,32,382
Tirunelveli	9,20,347	4,32,858	13,53,205
Thiruvannamalai	11,04,575	7,88,939	18,93,514
Vellore	17,06,596	12,23,739	29,30,335
Villupuram	9,54,756	5,26,008	14,80,764
Virudhunagar	6,60,985	7,10,419	13,71,404
Total	90,29,14,037	2,16,33,700	92,45,47,737



RASHTRIYA MADHYAMIK SHIKSHA ABHIYAN (RMSA)- RECURRING GRANT

Schedule m - Fixed Assets

Place	MMER			Total		
	Opening	Additions	Closing	Opening	Additions	Closing
State Office	9,01,008	3,59,214	12,60,222	9,01,008	3,59,214	12,60,222
Arniyalur	6,75,000	-	6,75,000	6,75,000	-	6,75,000
Chennai DPO	2,82,000	-	2,82,000	2,82,000	-	2,82,000
Coimbatore	1,75,000	-	1,75,000	1,75,000	-	1,75,000
Cuddalore	1,75,000	-	1,75,000	1,75,000	-	1,75,000
Dharmapuri	1,25,000	-	1,25,000	1,25,000	-	1,25,000
Dindigul	1,75,000	-	1,75,000	1,75,000	-	1,75,000
Erode	1,75,000	-	1,75,000	1,75,000	-	1,75,000
Kancheepuram	1,75,000	41,770	2,16,770	1,75,000	41,770	2,16,770
Kanniyakumari	2,25,000	-	2,25,000	2,25,000	-	2,25,000
Karur	1,25,000	-	1,25,000	1,25,000	-	1,25,000
Krishnagiri	1,75,000	41,770	2,16,770	1,75,000	41,770	2,16,770
Madurai	2,25,000	-	2,25,000	2,25,000	-	2,25,000
Nagapattinam	1,75,000	-	1,75,000	1,75,000	-	1,75,000
Namakkal	1,25,000	-	1,25,000	1,25,000	-	1,25,000
Perambalur	1,25,000	-	1,25,000	1,25,000	-	1,25,000
Pudukottai	1,75,000	-	1,75,000	1,75,000	-	1,75,000
Ramanathapuram	1,75,000	-	1,75,000	1,75,000	-	1,75,000
Salem	1,75,000	-	1,75,000	1,75,000	-	1,75,000
Sivagangal	1,75,000	-	1,75,000	1,75,000	-	1,75,000
Thanjavur	2,25,000	-	2,25,000	2,25,000	-	2,25,000
The Nilgiris	1,75,000	-	1,75,000	1,75,000	-	1,75,000
Theni	1,76,260	-	1,76,260	1,76,260	-	1,76,260
Thirupur	6,25,000	-	6,25,000	6,25,000	-	6,25,000
Tiruvallur	1,75,000	-	1,75,000	1,75,000	-	1,75,000
Tiruvarur	1,25,000	-	1,25,000	1,25,000	-	1,25,000
Thoothukudi	1,74,600	-	1,74,600	1,74,600	-	1,74,600
Trichy	2,25,000	-	2,25,000	2,25,000	-	2,25,000
Tirunelveli	2,25,000	21,000	2,46,000	2,25,000	21,000	2,46,000
Thiruvannamalai	1,75,000	-	1,75,000	1,75,000	-	1,75,000
Vellore	1,75,000	41,769	2,16,769	1,75,000	41,769	2,16,769
Villupuram	1,75,000	-	1,75,000	1,75,000	-	1,75,000
Virudhunagar	1,75,000	20,885	1,95,885	1,75,000	20,885	1,95,885
Total	75,58,868	5,26,408	80,85,276	75,58,868	5,26,408	80,85,276



RASHTRIYA MADHYAMIK SHIKSHA ABHIYAN (RMSA)- RECURRING GRANT**Schedule n - Unadjusted Advances with SMDC**

Place	Recurring Grant	Total
State Office	-	-
Ariyalur	-	-
Chennai DPO	1,23,806	1,23,806
Coimbatore	-	-
Cuddalore	2,62,500	2,62,500
Dharmapuri	2,14,815	2,14,815
Dindigul	82,500	82,500
Erode	-	-
Kancheepuram	-	-
Kanniyakumari	-	-
Karur	-	-
Krishnagiri	-	-
Madurai	1,10,104	1,10,104
Nagapattinam	-	-
Namakkal	-	-
Perambalur	-	-
Pudukottai	-	-
Ramanathapuram	-	-
Salem	-	-
Sivagangai	-	-
Thanjavur	-	-
The Nilgiris	1,64,241	1,64,241
Theni	-	-
Thirupur	-	-
Tiruvallur	-	-
Tiruvarur	-	-
Thoothukudi	-	-
Trichy	-	-
Tirunelveli	-	-
Thiruvannamalai	-	-
Vellore	-	-
Villupuram	-	-
Virudhunagar	-	-
Total	9,57,966	9,57,966



RASHTRIYA MADHYAMIK SHIKSHA ABHIYAN (RMSA)- RECURRING GRANT

Schedule o - Recurring Grant Expenditure

Place	Annual School Grant	Minor Repairs Grant	Bridge Course Grant	Exposure Visit	Training Expenses	Total
State Office, Chennai	-	-	-	-	-	-
Ariyalur	53,50,000	18,50,000	-	-	2,65,890	74,65,890
Chennai DPO	50,08,011	23,05,200	25,000	-	2,34,112	75,72,323
Coimbatore	88,50,000	37,25,000	-	-	3,56,906	1,29,31,906
Cuddalore	1,11,00,005	38,50,000	21,923	10,000	5,77,230	1,55,59,158
Dharmapuri	1,01,50,000	32,00,000	-	-	5,53,373	1,39,03,373
Dindigul	77,50,000	24,50,000	-	-	3,79,626	1,05,79,626
Erode	81,50,000	29,75,000	-	-	5,12,074	1,16,37,074
Kancheepuram	1,20,50,000	46,00,000	-	-	4,65,280	1,71,15,280
Kanniyakumari	66,50,000	31,50,000	-	-	5,86,591	1,03,86,591
Karur	50,50,000	18,50,000	-	-	2,29,810	71,29,810
Krishnagiri	1,26,00,000	39,00,000	-	-	5,51,765	1,70,51,765
Madurai	97,87,148	34,50,000	-	-	3,63,663	1,36,00,811
Nagapattinam	78,50,000	27,25,000	-	-	3,70,064	1,09,45,064
Namakkal	72,50,000	28,00,000	-	-	3,53,409	1,04,03,409
Perambalur	39,00,000	12,75,000	-	-	1,58,540	53,33,540
Pudukottai	1,00,00,000	35,00,000	2,732	-	3,87,271	1,38,90,003
Ramanathapuram	63,50,000	19,75,000	-	-	2,99,912	86,24,912
Salem	1,27,00,000	48,75,000	-	-	6,90,442	1,82,65,442
Sivagangai	65,50,000	24,75,000	-	-	2,79,973	93,04,973
Thanjavur	1,09,50,000	38,00,000	-	-	6,02,998	1,53,52,998
The Nilgiris	43,50,000	19,25,000	13,770	-	4,03,932	66,92,702
Theni	48,50,000	21,50,000	-	-	2,22,520	72,22,520
Thirupur	71,00,000	21,25,000	-	-	3,61,951	95,86,951
Tiruvallur	1,18,50,000	43,00,000	-	-	5,03,735	1,66,53,735
Tiruvarur	66,50,000	26,25,000	-	-	3,02,130	95,77,130
Thoothukudi	40,00,000	14,25,000	-	-	2,16,905	56,41,905
Trichy	97,00,000	31,50,000	19,033	600	5,55,938	1,34,25,571
Tirunelveli	78,00,000	32,50,000	-	-	3,70,715	1,14,20,715
Thiruvannamalai	1,63,00,000	57,00,000	12,500	15,000	6,83,570	2,27,11,070
Vellore	1,67,50,000	65,00,000	12,500	-	6,67,782	2,39,30,282
Villupuram	1,73,50,000	56,75,000	-	-	8,27,228	2,38,52,228
Virudhunagar	87,00,000	27,25,000	-	-	4,20,590	1,18,45,590
Total	28,34,45,164	10,22,80,200	1,07,458	25,600	1,37,55,925	39,96,14,347



RASHTRIYA MADHYAMIK SHIKSHA ABHIYAN, TAMILNADU

Utilization Certificate Recurring Grant 2012 - 2013

(In Rupees)

S. No.		Central Share	State Share	Total
1.	Opening balance at the beginning of the financial year (as on 1.4.2012)			97,73,78,923
2	Details of funds received during the year 2012-13			
2.1	No.F.1-68/2012-RMSA.1(A) GOI, MHRD Dept. School Education & Literacy School – 1Section Dated: 17 September 2012	24,00,00,000		24,00,00,000
2.2	No.F.1-68/2012-RMSA.1(B) GOI, MHRD Dept. School Education & Literacy School – 1Section Dated: 17 September 2012	86,05,71,000		86,05,71,000
2.3	G.O.(MS).No.293 School Education Department (C2) Section Dated:21 November 2012		36,68,57,000	36,68,57,000
2.4	No.F.1-68/2012-RMSA.1(General) GOI, MHRD Dept. School Education & Literacy School – 1Section Dated: 25 February 2013	55,38,12,000		55,38,12,000
2.5	No.F.1-68/2012-RMSA.1(SCPSC) GOI, MHRD Dept. School Education & Literacy School – 1Section Dated: 25 February 2013	14,96,80,000		14,96,80,000
2.6	No.F.1-68/2012-RMSA.1 (STSP) GOI, MHRD Dept. School Education & Literacy School – 1Section Dated: 25 February 2013	73,24,000		73,24,000
2.7	G.O.(MS).No.42 School Education Department (C2) Section Dated: 14 March 2013		23,69,38,666	23,69,38,666
3	Total fund received	1,81,13,87,000	60,37,95,666	2,41,51,82,666
4.	Other receipts/interest			7,85,08,793
5.	Total fund available (Sl. 1+3+4)			3471070382
6.	Expenditure (grant in aid general)			2,54,52,63,339
7.	Expenditure (grants for creation of capital assets)			Nil
8.	Total expenditure (Sr. No.6+7)			2,54,52,63,339

9.	Balance as on 31.03.2013			925807043
9.1	Cash Balance at District Level		Nil	
9.2	Bank Balance at State Level		87,80,05,785	
9.3	Bank Balance at District Level		4,65,41,952	
9.4	Unadjusted Advance		11,26,248	
9.5	Expenditure Excluded at para 6 is to be borne by State Level		1,33,058	

1. Certified that out of **Rs. 1,81,13,87,000/-** (Rupees One Eighty One Crores Thirteen Lakhs Eighty Seven Thousand Only) of grant-in-aid sanctioned during the year 2012-13 in favour of State project Director, State Mission of Rashtriya Madhyamik Shiksha Abhiyan, Tamil Nadu, vide Ministry of Human Resource Development, Department of School Education and Literacy School – 1 Section, New Delhi., **Rs. 60,37,95,666/-** (Rupees Sixty Crores Thirty Seven Lakhs Ninety Five Thousand Six Hundred and Sixty Six Only) Sanctioned by the Government of Tamil Nadu and **Rs. 7,85,08,793** (Rupees Seven Crore Eighty Five Lakhs Eight Thousand Seven Hundred and Ninety Three Only) on account of Other receipts during the period 2012-13 and **Rs. 97,73,78,923** (Rupees Ninety Seven Crores Seventy three Lakhs seventy eight thousand and nine hundred and twenty three Only) on account of unspent balances of the previous year, a sum of **Rs. 2,54,52,63,339** (Rupees Two Hundred Fifty Four Crores Fifty Two Lakhs Sixty Three Thousand Three Hundred and Thirty Nine Only) has been utilized for the purpose for which it was sanctioned and that balance of **Rs. 925807043** (Rupees Ninety Two Crores Fifty Eight Lakhs Seven Thousand and Forty three Only) remains unutilized at the end of the year.
2. Certified that we have satisfied myself that the conditions on which the grants-in-aid was sanctioned have been duly fulfilled and that I have exercised the following checks to see that the money was actually utilized for the purpose for which it was sanctioned.
3. Kinds of checks exercised
 - i. Audited Statement of Accounts
 - ii. Utilization received from executing units
 - iii. Progress Report



For Tamilnadu State Mission of Rashtriya Madhyamik Shiksha Abiyan

A. Sankar

A.Sankar, Project Director



AUDITORS' CERTIFICATE

We have verified the above statement with the books and records produced before us for our verification and found the same has been drawn in accordance therewith.

For G.Natesan&Co.,
Chartered Accountants
FRM

(Latha S)

Partner

Membership No: 202738

Place : Chennai – 18.

Date:

S.LATHA, B.Com., F.C.A.
M.NO : 202738
Partner - G.NATESAN & CO.,
Chartered Accountants
7/1, Fourth Street, Abiramapuram,
CHENNAI - 600 018.

	INDEX
S No.	Particulars
	RMSA - Non Recurring Grant 2012-13
1.	Receipts & Payments Account
2.	Income & Expenditure Account
3.	Balance Sheet
4.	Financial Statement
5.	Utilisation Certificate

RASHTRIYA MADHYAMIK SHIKSHA ABHIYAN (RMSA)- TAMILNADU

RMSA NON-RECURRING GRANT

RECEIPTS & PAYMENT ACCOUNT FOR THE YEAR ENDED 31ST MARCH 2013

RECEIPTS & PAYMENT ACCOUNT FOR THE YEAR ENDED 31st MARCH 2013										
Receipts	Sch	2012-13		Sch	2011-12		Sch	2012-13		2011-12
		Particulars	Amount (Rs.)		Particulars	Amount (Rs.)		Amount (Rs.)	Amount (Rs.)	
To Opening Balance	1				By Released to SMDC	2				
Bank Balance		13,92,99,252	21,43,67,085		New School Construction		5,03,84,800	16,57,78,000		
Funds in Transit		23,91,06,000	86,00,000		Irregular Payments-T, Arasapatti					
To Received from Govt of India					By MMER Expenditure		39,55,005			
Grant in Aid		95,00,00,000	23,91,06,000		By Closing Balance	3				
To Received from Govt of Tamilnadu					Bank Balance		1,68,55,36,678	13,92,99,252		
Grant in Aid		39,63,68,667	-		Funds in Transit			23,91,06,000		
To Model School Grant received in NRG		1,51,02,564	-							
Funds from Recurring Grant		-	7,63,96,949							
To Advance returned from SMDC		-	50,50,000							
To Interest Income from SMDC		-	6,63,218							
GRAND TOTAL		1,73,98,76,483	54,41,83,252		GRAND TOTAL		1,73,98,76,483	54,41,83,252		

ed

As per our report of even date annexed,

For G.Natesan & Co.,

Chartered Accountants (FRN 0024245)



Latha S

Partner

M # 202738

Place: Chennai-18

Date: 22.01.2014

For Tamilnadu State Mission of Rashtriya Madhyamik Shiksha Abhiyan




A. Sankar

Project Director

RASHTRIYA MADHYAMIK SHIKSHA ABHIYAN (RMSA)- TAMILNADU

RMSA NON-RECURRING GRANT

INCOME AND EXPENDITURE ACCOUNT FOR THE YEAR ENDED 31ST MARCH 2013

INCOME AND EXPENDITURE ACCOUNT FOR THE YEAR ENDED 31ST MARCH 2012													
Expenditure		Sch	2012-13		2011-12		Income		Sch	2012-13		2011-12	
			Amount (Rs.)		Amount (Rs.)		Particulars			Amount (Rs.)		Amount (Rs.)	
To	New School Construction Expenses	4	✓ 24,48,49,391		57,93,54,299		By	Grant in Aid - GOI		95,00,00,000		23,91,06,000	
To	MMER Expenditure		✓ 39,55,005		-		By	Grant in Aid - GOI		39,63,68,667		-	
To	Excess of Income over Expenditure		1,09,75,64,272		(26,31,88,132)		By	Funds from Recurring Grant A/c		-		7,63,96,949	
							By	Interest Income from SMDC		-		6,63,218	
	GRAND TOTAL		✓ 1,34,63,68,667		✓ 31,61,66,167			GRAND TOTAL		1,34,63,68,667		31,61,66,167	

ed

As per our report of even date annexed,

For G.Natesan & Co.,

Chartered Accountants (FRN 002424S)

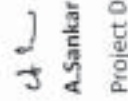

Latha S
 Partner

M # 202738

Place: Chennai-18

Date: 22.01.2014

For Tamilnadu State Mission of Rashtriya Madhyamik Shiksha Abhiyan


A.Sankar
 Project Director


RASHTRIYA MADHYAMIK SHIKSHA ABHIYAN (RMSA)- TAMILNADU
RMSA NON-RECURRING GRANT

BALANCE SHEET AS AT 31ST MARCH 2013

Liabilities		2012-13	2011-12	Assets			2012-13	2011-12
Particulars	Sch	Amount (Rs.)	Amount (Rs.)	Particulars	Sch	Amount (Rs.)	Amount (Rs.)	
Capital Fund				Current Assets				
Opening Balance		71,61,09,181	1,05,58,11,098	Cash and Bank Balances	3			
(-) Adjustments		5,96,318	(7,65,13,785)	Bank Balance		1,68,55,36,678	13,92,99,252	
(+) Excess of Income Over Expenditure				Funds in Transit		-	23,91,06,000	
Closing Balance		1,09,75,64,272	(26,31,88,132)	Unadjusted Advances	5	14,13,26,790	33,51,95,063	
		1,81,42,69,770	71,61,09,181	Other Assets;				
Grant Model School		1,51,02,564	-	Receivable from Govt		-	-	
				Irregular Payment - T.Arasapatti SMDC		24,50,270	24,50,270	
				Furniture at T.Arasapatti SMDC		58,596	58,596	
GRAND TOTAL		1,82,93,72,334	71,61,09,181	GRAND TOTAL		1,82,93,72,334	71,61,09,181	

Schedules 5, 7, 8 & Notes on Accounts are forming part of the Balance Sheet

For G. Natesan & Co.,

Chartered Accountants (FRN 002424S)

(Signature)

Latha.S

Partner

M # 202738

Place: Chennai-18

Date: 22.01.2014



For Tamilnadu State Mission of Rashtriya Madhyamik Shiksha Abhiyan

(Signature)

A. Sankar

Project Director



RASHTRIYA MADHYAMIK SHIKSHA ABHIYAN (RMSA)-TAMILNADU

RMSA NON-RECURRING GRANT

SOURCES AND APPLICATION OF FUNDS STATEMENT FOR THE YEAR 2012-2013

Sources	Amount (Rs)
Opening balance	
Cash	-
Bank	13,92,99,252
Funds in Transit	23,91,06,000
Unadjusted Advances	33,51,95,063
Total (A)	71,36,00,315
Receipts	
Funds received from Govt of India	95,00,00,000
Funds received from Govt of Tamilnadu	39,63,68,667
Model School Grant Received in NRG	1,51,02,564
Non-Recurring Grant - Unadjusted advances (Nagapattinam) rectification	5,96,318
Total (B)	1,36,20,67,549
TOTAL SOURCES (A)+(B)	2,07,56,67,864
Application	Amount (Rs)
Expenditure	
Non - Recurring Grant Expenditure	
MMER Expenditure	39,55,005
Construction of New Schools	24,48,49,391
Total (C)	24,88,04,396
Closing balance	
Funds in Transit	-
Bank	1,68,55,36,678
Unadjusted Advances	14,13,26,790
Total (D)	1,82,68,63,468
TOTAL APPLICATION (C)+(D)	2,07,56,67,864

For G.Natesan & Co.,

Chartered Accountants (FRN 002424S)

Latha.S

Partner

M # 202738

Place: Chennai-18

Date: 22.01.2014

For Tamilnadu State Mission of Rashtriya Madhyamik
Shiksha Abhiyan

A.Sankar

Project Director



RASHTRIYA MADHYAMIK SHIKSHA ABHIYAN (RMSA)- TAMILNADU

RMSA NON-RECURRING GRANT

Schedule 1 - Opening Balances

Place	Bank	Funds in Transit
State Office, Chennai	9,40,04,000	23,91,06,000
Ariyalur	-	-
Chennai DPO	-	-
Coimbatore	-	-
Cuddalore	-	-
Dharmapuri	-	-
Dindigul	13,24,000	-
Erode	64,50,000	-
Kancheepuram	13,24,000	-
Kanniyakumari	-	-
Karur	59,24,000	-
Krishnagiri	-	-
Madurai	-	-
Nagapattinam	1,50,50,000	-
Namakkal	-	-
Perambalur	-	-
Pudukottai	6,62,000	-
Ramanathapuram	5,76,034	-
Salem	6,63,218	-
Sivagangai	-	-
Thanjavur	-	-
The Nilgiris	-	-
Theni	-	-
Thirupur	-	-
Tiruvallur	-	-
Tiruvarur	21,50,000	-
Thoothukudi	-	-
Trichy	54,60,000	-
Tirunelveli	-	-
Thiruvannamalai	-	-
Vellore	-	-
Villupuram	6,62,000	-
Virudhunagar	50,50,000	-
Total	13,92,99,252	23,91,06,000

RASHTRIYA MADHYAMIK SHIKSHA ABHIYAN (RMSA)- TAMILNADU

RMSA NON-RECURRING GRANT

Schedule 1(a) - Grant Received

Place	Central 75% Share	State 25% Share	Total
State Office	95,00,00,000	39,63,68,667	1,34,63,68,667
Ariyalur	3,45,20,250	1,15,06,750	4,60,27,000
Chennai DPO	59,46,750	19,82,250	79,29,000
Coimbatore	1,35,87,000	45,29,000	1,81,16,000
Cuddalore	4,96,500	1,65,500	6,62,000
Dharmapuri	4,83,18,000	1,61,06,000	6,44,24,000
Dindigul	1,26,05,250	42,01,750	1,68,07,000
Erode	2,35,45,500	78,48,500	3,13,94,000
Kancheepuram	4,54,63,500	1,51,54,500	6,06,18,000
Kanniyakumari	-	-	-
Karur	1,56,27,750	52,09,250	2,08,37,000
Krishnagiri	3,47,31,000	1,15,77,000	4,63,08,000
Madurai	2,85,42,000	95,14,000	3,80,56,000
Nagapattinam	1,21,40,250	40,46,750	1,61,87,000
Namakkal	4,10,30,673	1,36,76,891	5,47,07,564
Perambalur	1,05,92,250	35,30,750	1,41,23,000
Pudukottai	5,29,32,000	1,76,44,000	7,05,76,000
Ramanathapuram	1,08,85,500	36,28,500	1,45,14,000
Salem	7,91,31,750	2,63,77,250	10,55,09,000
Sivagangai	1,32,31,500	44,10,500	1,76,42,000
Thanjavur	6,37,30,500	2,12,43,500	8,49,74,000
The Nilgiris	8,79,750	2,93,250	11,73,000
Theni	5,66,19,000	1,88,73,000	7,54,92,000
Thirupur	2,55,15,750	85,05,250	3,40,21,000
Tiruvallur	8,00,54,250	2,66,84,750	10,67,39,000
Tiruvarur	91,14,000	30,38,000	1,21,52,000
Thoothukudi	52,78,500	17,59,500	70,38,000
Trichy	2,86,79,250	95,59,750	3,82,39,000
Tirunelveli	3,48,41,250	1,16,13,750	4,64,55,000
Thiruvannamalai	7,29,51,000	2,43,17,000	9,72,68,000
Vellore	9,72,03,000	3,24,01,000	12,96,04,000
Villupuram	11,37,05,250	3,79,01,750	15,16,07,000
Virudhunagar	3,56,93,250	1,18,97,750	4,75,91,000
Total	2,05,75,92,173	76,55,66,058	2,82,31,58,231

RASHTRIYA MADHYAMIK SHIKSHA ABHIYAN (RMSA)- TAMILNADU

RMSA NON-RECURRING GRANT

Schedule 2 - Released to SMDC

Place	Amt (Rs)
State Office, Chennai	
Ariyalur	-
Chennai DPO	-
Coimbatore	6,62,000
Cuddalore	6,62,000
Dharmapuri	6,62,000
Dindigul	12,72,800
Erode	7,12,000
Kancheepuram	13,24,000
Kanniyakumari	-
Karur	61,20,000
Krishnagiri	-
Madurai	6,62,000
Nagapattinam	86,00,000
Namakkal	6,62,000
Perambalur	-
Pudukottai	19,86,000
Ramanathapuram	26,48,000
Salem	46,34,000
Sivagangai	-
Thanjavur	6,62,000
The Nilgiris	-
Theni	-
Thirupur	6,62,000
Tiruvallur	-
Tiruvannamalai	21,50,000
Thoothukudi	-
Trichy	39,72,000
Tirunelveli	6,62,000
Thiruvannamalai	-
Vellore	19,86,000
Villupuram	26,48,000
Virudhunagar	70,36,000
Total	5,03,84,800

RASHTRIYA MADHYAMIK SHIKSHA ABHIYAN (RMSA)- TAMILNADU

RMSA NON-RECURRING GRANT

Schedule 3 - Closing Balances

Place	Bank	Funds in Transit from GOI - RMSA TN
State Office, Chennai	18,51,22,662	-
Ariyalur	4,60,27,000	-
Chennai DPO	79,29,000	-
Coimbatore	1,80,64,000	-
Cuddalore	2,81,04,000	-
Dharmapuri	6,37,62,000	-
Dindigul	1,68,58,200	-
Erode	3,71,32,000	-
Kancheepuram	6,06,18,000	-
Kanniyakumari	-	-
Karur	2,06,41,000	-
Krishnagiri	4,63,08,000	-
Madurai	3,73,94,000	-
Nagapattinam	2,26,37,000	-
Namakkal	5,40,45,564	-
Perambalur	1,41,23,000	-
Pudukottai	6,92,52,000	-
Ramanathapuram	1,24,42,034	-
Salem	10,15,38,218	-
Sivagangai	1,76,42,000	-
Thanjavur	8,43,12,000	-
The Nilgiris	11,73,000	-
Theni	7,54,92,000	-
Thirupur	3,33,59,000	-
Tiruvallur	10,67,39,000	-
Tiruvarur	1,21,52,000	-
Thoothukudi	70,38,000	-
Trichy	3,97,27,000	-
Tirunelveli	4,57,93,000	-
Thiruvannamalai	9,72,68,000	-
Vellore	12,76,18,000	-
Villupuram	14,96,21,000	-
Virudhunagar	4,56,05,000	-
Total	1,68,55,36,678	-



RASHTRIYA MADHYAMIK SHIKSHA ABHIYAN (RMSA)- TAMILNADU**RMSA NON-RECURRING GRANT****Schedule 4 - New School Construction Expenses**

Place	Total
State Office	
Ariyalur	1,68,47,978
Chennai DPO	-
Coimbatore	-
Cuddalore	1,26,14,828
Dharmapuri	1,44,06,637
Dindigul	77,45,606
Erode	56,07,332
Kancheepuram	90,62,934
Kanniyakumari	6,55,195
Karur	58,62,841
Krishnagiri	1,33,79,827
Madurai	1,84,37,491
Nagapattinam	80,49,259
Namakkal	1,00,000
Perambalur	17,07,788
Pudukottai	45,75,720
Ramanathapuram	2,03,180
Salem	78,05,938
Sivagangai	19,73,184
Thanjavur	1,50,88,173
The Nilgiris	-
Theni	84,48,686
Thirupur	52,05,404
Tiruvallur	18,24,596
Tiruvarur	45,39,538
Thoothukudi	59,97,735
Trichy	40,87,625
Tirunelveli	18,24,131
Thiruvannamalai	1,13,39,876
Vellore	1,78,28,764
Villupuram	1,32,49,897
Virudhunagar	2,66,79,228
Total	24,48,49,391

RASHTRIYA MADHYAMIK SHIKSHA ABHIYAN (RMSA)- TAMILNADU

RMSA NON-RECURRING GRANT

Schedule 5 - Unadjusted Advances with SMDC

Place	Amount (Rs)
State Office	✓ -
Ariyalur	20,36,659
Chennai DPO	-
Coimbatore	27,50,667
Cuddalore	92,12,085
Dharmapuri	11,39,635
Dindigul	39,98,762
Erode	72,14,023
Kancheepuram	1,28,47,209
Kanniyakumari	5,30,179
Karur	10,87,468
Krishnagiri	49,40,300
Madurai	86,59,523
Nagapattinam	1,16,04,909
Namakkal	14,15,538
Perambalur	11,22,850
Pudukottai	8,43,551
Ramanathapuram	26,56,568
Salem	47,62,039
Sivagangai	2,64,814
Thanjavur	24,04,936
The Nilgiris	51,33,000
Theni	21,04,776
Thirupur	3,48,661
Tiruvallur	1,43,61,292
Tiruvarur	1,97,406
Thoothukudi	55,50,499
Trichy	10,31,642
Tirunelveli	51,13,312
Thiruvannamalai	1,05,80,388
Vellore	60,38,585
Villupuram	59,51,584
Virudhunagar	54,23,930
Total	14,13,26,790

Eight Thousand Eight Hundred and Eight Two Only) on account of Other receipts during the period 2012-13 and Rs. 71,36,00,315/- (Rupees Seventy one Crores Thirty Six Lakhs Three Hundred and Fifteen Only) on account of unspent balances of the previous year, a sum of Rs. 24,88,04,396/- (Rupees Twenty Four Crores Eighty Eight Lakhs Four Thousand Three Hundred and Ninety Six Only) has been utilized for the purpose for which it was sanctioned and that balance of Rs. 182,68,63,468 (Rupees One Eighty Two Crores Sixty Eight Lakhs Sixty Three Thousand Four Hundred and Sixty Eight Only) remains unutilized at the end of the year will be adjusted towards the grants in aid payable during the next year.

2. Certified that we have satisfied myself that the conditions on which the grants-in-aid was sanctioned have been duly fulfilled and that I have exercised the following checks to see that the money was actually utilized for the purpose for which it was sanctioned.
3. Kinds of checks exercised
 - i. Audited Statement of Accounts
 - ii. Utilization received from executing units
 - iii. Progress Report

For Tamilnadu State Mission of Rashtriya Madhyamik Shiksha Abhiyan


A. Sankar
Project Director



AUDITORS' CERTIFICATE

We have verified the above statement with the books and records produced before us for our verification and found the same has been drawn in accordance therewith.

For G. Natesan & Co.,
Chartered Accountants
FRN


(Latha S)
Partner

Membership No: 202738
Place : Chennai – 18.
Date: 30.01.2014.

S. LATHA, B.Com., F.C.A.,
M. NO : 202738
Partner - G. NATESAN & CO.,
Chartered Accountants
7/1, Fourth Street, Abiramapuram,
CHENNAI - 600 018.

	INDEX
S No.	Particulars
	RMSA - Preparatory Grant 2012-13
1.	Receipts & Payments Account
2.	Income & Expenditure Account
3.	Balance Sheet
4.	Financial Statement
5.	Utilisation Certificate

RASHTRIYA MADHYAMIK SHIKSHA ABHIYAN (RMSA)- TAMILNADU
RMSA PREPARATORY ACTIVITY GRANT ACCOUNT
RECEIPTS & PAYMENT ACCOUNT FOR THE YEAR ENDED 31ST MARCH 2013

	Receipts		Sch	2012-13		2011-12		Payments		Sch	2012-13		2011-12	
	Particulars			Amount (Rs.)	Amount (Rs.)	Particulars		Amount (Rs.)	Amount (Rs.)					
To	Opening Balance	1				By	Acquisition of Fixed Assets	1					35,36,853	
	Bank Balance			7,10,787		By	Preparatory Expenditure						2,93,140	
	Funds in Transit			-		By	Return to SPD	1			1,70,346		-	
To	Receipts from Unadjusted Advances	1		25,000										
To	Other Receipts	1		1,70,346										
To	Grant in Aid - GOI - Preparatory Activity			-		By	Closing Balance	1						
To	Grant in Aid - GOT-Preparatory Activity			-			Bank Balance				7,35,787		7,10,787	
To	Other Receipts	1												
	Advance returned from SMDC			-										
	Transfer from MMER			-										
	GRAND TOTAL			9,06,133			GRAND TOTAL				9,06,133		45,40,780	

Schedule 1, Notes on Accounts are forming part of the Receipts & Payments Account

As per our report of even date annexed,

For G.Natesan & Co.,

Chartered Accountants (FRN 002424S)



Latha.S

Partner

M # 202738

Place: Chennai-18

Date: 17.12.2013

For Tamilnadu State Mission of Rashtriya Madhyamik Shiksha Abhiyan



A.Sankar

Project Director

RASHTRIYA MADHYAMIK SHIKSHA ABHIYAN (RMSA) - TAMILNADU

RMSA PREPARATORY ACTIVITY GRANT ACCOUNT

INCOME AND EXPENDITURE ACCOUNT FOR THE YEAR ENDED 31ST MARCH 2013

Expenditure	Sch	2012-13		2011-12		Income		Sch	2012-13		2011-12	
		Amount (Rs.)		Amount (Rs.)		Particulars			Amount (Rs.)		Amount (Rs.)	
To Preparatory Grant Expenses	1	-	-	2,93,140	By Grant in Aid - GOI				-	-	-	-
To Return to SPD	1	1,70,346	-	-	By Preparatory Balance Fund Received from Districts				1,70,346	-	-	-
To Excess of Income Over Expenditure					By Transfer from MMER				-	-	-	-
					By Excess of Expenditure Over Income					2,93,140		
GRAND TOTAL		1,70,346	1,70,346	2,93,140	GRAND TOTAL				1,70,346	1,70,346	2,93,140	2,93,140

Schedule 2&6, Notes on Accounts are forming part of the Income and Expenditure Account

As per our report of even date annexed,

For G.Natesan & Co.,

Chartered Accountants (FRN 002424S)

Latha.S

Partner

M # 202738

Place: Chennai-18

Date: 17.12.2013

For Tamilnadu State Mission of Rashtriya Madhyamik Shiksha Abhiyan



ct. h

A.Sankar

Project Director



RASHTRIYA MADHYAMIK SHIKSHA ABHIYAN (RMSA)- TAMILNADU

RMSA PREPARATORY ACTIVITY GRANT ACCOUNT

BALANCE SHEET AS AT 31ST MARCH 2013

Liabilities Particulars	Sch	2012-13	2011-12	Assets Particulars	Sch	2012-13	2011-12
		Amount (Rs.)	Amount (Rs.)			Amount (Rs.)	Amount (Rs.)
Capital Fund							
Opening Balance		1,97,54,945	2,01,29,040	Fixed Assets - MMER	1	1,87,29,081	1,89,96,142
(+) Adjustments	2	(2,67,061)	(80,955)	Current Assets			
(+) Excess of Income over Expenditure		-	(2,93,140)	Cash and Bank Balances	1		
Closing Balance		1,94,87,884	1,97,54,945	Bank Balance		7,35,787	7,10,787
				Unadjusted Advances	1	23,016	48,016
GRAND TOTAL		1,94,87,884	1,97,54,945	GRAND TOTAL		1,94,87,884	1,97,54,945

Schedules 1,2 & Notes on Accounts are forming part of the Balance Sheet

As per our report of even date annexed,

For G.Natesan & Co.,

Chartered Accountants (FRN 0024245)


Latha S
 Partner

M # 202738

Place: Chennai-18

Date: 17.12.2013



A. Sankar
 Project Director

For Tamilnadu State Mission of Rashtriya Madhyamik Shiksha Abhiyan

RASHTRIYA MADHYAMIK SHIKSHA ABHIYAN (RMSA)-TAMILNADU

RMSA PREPARATORY ACTIVITY GRANT ACCOUNT

SOURCES AND APPLICATION OF FUNDS STATEMENT FOR THE YEAR 2012-2013

Sources	Amount (Rs)
Opening balance	
Cash	-
Bank	7,10,787
Unadjusted Advances	48,016
Total (A)	7,58,803
Receipts	
Funds received from Govt of India	-
Funds received from Govt of Tamilnadu & SMDC	
Other Receipts	1,70,346
Bank Interest	-
Total (B)	1,70,346
TOTAL SOURCES (A)+(B)	9,29,149
Application	Amount (Rs)
Expenditure	
Preparatory Activity Grant Expenses	-
Return to SPD	1,70,346
Total (C)	1,70,346
Closing balance	
Cash	-
Bank	7,35,787
Unadjusted Advances	23,016
Total (D)	7,58,803
TOTAL APPLICATION (C)+(D)	9,29,149

For G.Natesan & Co.,

Chartered Accountants (FRN 002424S)

Latha.S

Partner

M # 202738

Place: Chennai-18

Date: 17.12.2013

For Tamilnadu State Mission of
Rashtriya Madhyamik Shiksha
AbhiyanA.Sankar
Project Director


Schedule - 1

Place	Opening Bank Balance	Transfer from MMER Grant	Unadjusted Advances Opening Balance	MMER Fixed Assets Opening Balance	Funds Returned from SMDC	Preparatory Expenditure	Fixed Assets Acquired during the year	Returned to SPD	Unadjusted Advance Closing Balance	MMER Fixed Assets Closing Balance	Closing Bank Balance
State Office	5,40,441	-	-	42,36,853	-	-	-	-	-	42,36,853	7,35,787
Arniyalur	-	-	-	-	-	-	-	-	-	-	-
Chennai DFO	55,955	-	25,000	4,19,045	25,000	-	-	80,955	-	5,00,000	-
Coimbatore	-	-	-	5,00,000	-	-	-	-	-	5,00,000	-
Cuddalore	1,13,630	-	-	3,86,370	-	1,13,630	-	-	-	3,86,370	-
Dharmapuri	-	-	-	5,00,000	-	-	-	-	-	5,00,000	-
Dindigul	-	-	-	5,00,000	-	-	-	-	-	5,00,000	-
Erode	-	-	-	5,00,000	-	-	-	-	-	5,00,000	-
Kancheepuram	-	-	-	5,00,000	-	-	-	-	-	5,00,000	-
Kanniyakumari	-	-	-	5,00,000	-	-	-	-	-	5,00,000	-
Karur	-	-	-	5,00,000	-	-	-	-	-	1,75,000	-
Krishnagiri	-	-	-	5,00,000	-	-	-	-	-	5,00,000	-
Madurai	-	-	-	5,00,000	-	-	-	-	-	5,00,000	-
Nagapattinam	16	-	-	4,99,984	-	-	-	16	-	4,99,984	-
Namakkal	-	-	-	5,00,000	-	-	-	-	-	5,00,000	-
Perambalur	-	-	-	5,00,000	-	-	-	-	-	5,00,000	-
Pudukottai	16	-	-	4,99,984	-	-	-	16	-	4,99,984	-
Ramanathapuram	-	-	-	5,00,000	-	-	-	-	-	5,00,000	-
Salem	667	-	-	4,99,984	-	-	-	667	-	4,99,984	-
Swamangudi	-	-	-	5,00,000	-	-	-	-	-	5,00,000	-
Thanjavur	-	-	-	5,00,000	-	-	-	-	-	5,00,000	-
The Nilgiris	-	-	-	5,00,000	-	-	-	-	-	5,00,000	-
Therid	-	-	-	5,00,000	-	-	-	-	-	5,00,000	-
Thirupur	-	-	-	-	-	-	-	-	-	-	-
Tiruvallur	-	-	-	5,00,000	-	-	-	-	-	5,00,000	-
Tiruvannamalai	16	-	-	4,99,984	-	-	-	16	-	4,99,984	-
Thoothukudi	30	-	-	4,99,970	-	-	-	30	-	4,99,970	-
Trichy	16	-	-	4,76,984	-	-	-	16	-	4,76,984	-
Tirunelveli	-	-	-	5,00,000	-	-	-	-	-	5,00,000	-
Thiruvannamalai	-	-	-	5,00,000	-	-	-	-	-	4,76,984	-
Vellore	-	-	23,016	4,76,984	-	-	-	-	23,016	4,76,984	-
Villupuram	-	-	-	5,00,000	-	-	-	-	-	5,00,000	-
Virudhunagar	-	-	-	5,00,000	-	-	-	-	-	5,00,000	-
Total	7,10,787	-	48,016	1,89,96,142	25,000	1,13,630	-	81,716	23,016	1,87,29,081	7,35,787



Schedule 2 - Adjustments in Capital Fund on Account of Errors in Last year Financial Statements

Place	Opening Balance of Bank and Fixed Assets	Difference in Opening Unadjusted Advances	Difference in Opening Bank Balance	Difference in Opening Fixed Assets	Total Difference
State Office	-	-	-	-	-
Ariyalur	-	-	-	-	-
Chennai DPO	-	-	-	80,955	80,955
Coimbatore	-	-	-	-	-
Cuddalore	-	-	-	-	-
Dharmapuri	-	-	-	-	-
Dindigul	-	-	-	-	-
Erode	-	-	-	-	-
Kancheepuram	-	-	-	-	-
Kanniyakumari	-	-	-	-	-
Karur	-	-	-	(3,25,000)	(3,25,000)
Krishnagiri	-	-	-	-	-
Madurai	-	-	-	-	-
Nagapattinam	-	-	-	-	-
Namakkal	-	-	-	-	-
Perambalur	-	-	-	-	-
Pudukottai	-	-	-	-	-
Ramanathapuram	-	-	-	-	-
Salem	-	-	-	-	-
Sivagangai	-	-	-	-	-
Thanjavur	-	-	-	-	-
The Nilgiris	-	-	-	-	-
Theni	-	-	-	-	-
Thirupur	-	-	-	-	-
Tiruvallur	-	-	-	-	-
Tiruvarur	-	-	-	-	-
Theothukudi	-	-	-	-	-
Trichy	-	-	-	-	-
Tirunelveli	-	-	-	-	-
Thiruvannamalai	-	-	-	(23,016)	(23,016)
Vellore	-	-	-	-	-
Villupuram	-	-	-	-	-
Virudhunagar	-	-	-	-	-
Total	-	-	-	(2,67,061)	(2,67,061)



RASHTRIYA MADHYAMIK SHIKSHA ABHIYAN, TAMILNADU

Form of Utilization Certificate – Preparatory Activity Account 2012-13

(In Rupees)

S. No.		Central Share	State Share	Total
1.	Opening balance at the beginning of the financial year (as on 1.4.2012)			7,58,803
2.	Details of funds received during the year 2012-13			NIL
3.	Total fund received			NIL
4.	Other receipts/interest			NIL
5.	Total fund available (Sl. 1+3+4)			7,58,803
6.	Expenditure (grant in aid general)			NIL
7.	Expenditure (grants for creation of capital assets)			NIL
8.	Total expenditure (Sr. No.6+7)			NIL
9.	Balance as on 31.03.2013			7,58,803
9.1	Cash Balance at District Level			NIL
9.2	Bank Balance at State Level			7,35,787
9.3	Bank Balance at District Level			NIL
9.4	Unadjusted Advance SMDC Level			23,016

1. Certified that out of Rs. Nil of grant-in-aid sanctioned during the year 2012-13 in favour of State project Director, State Mission of Rashtriya Madhyamik Shiksha Abhiyan, Tamil Nadu, vide Ministry of Human Resource Development, Department of School Education and Literacy School – 1 Section, New Delhi., Rs. Nil/- Sanctioned by the Government of Tamilnadu and Rs. Nil/- .(Rupees Nil Only) on account of Other receipts during the period 2012-13 and Rs. 7,58,803/- .(Rupees Seven Lakhs Fifty Eight Thousand Eight Hundred and Three Only) on account of unspent balances of the previous year, a sum of Rs. Rs. Nil/-.(Rupees Nil Only) has been utilized for the purpose for which it was sanctioned and that balance of Rs. 7,58,803/-.(Rupees Seven Lakhs Fifty Eight Thousand Eight Hundred and Three Only) remains unutilized at the end of the year will be adjusted towards the grants in aid payable during the next year.
2. Certified that we have satisfied myself that the conditions on which the grants-in-aid was sanctioned have been duly fulfilled and that I have exercised the following checks to see that the money was actually utilized for the purpose for which it was sanctioned.



3. Kinds of checks exercised

- i. Audited Statement of Accounts
- ii. Utilization received from executing units
- iii. Progress Report

For Tamilnadu State Mission of Rashtriya Madhyamik Shiksha Abiyan


A.Sankar
Project Director




AUDITORS' CERTIFICATE

We have verified the above statement with the books and records produced before us for our verification and found the same has been drawn in accordance therewith.



For G.Natesan&Co.,
Chartered Accountants
FRN : 002424S



(Latha S)
Partner
Membership No: 202738
Place : Chennai – 18.
Date: 30.01.2014.